



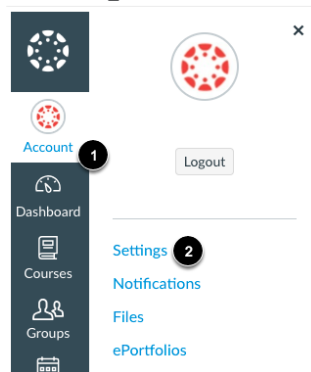
School District of Marshfield Canvas Parent Access Guide

Parents can sign up as an observer in Canvas. Observers can link their Canvas account to their student's account so they can see assignment dues dates, announcements, and other course content. Observers can view the course content but cannot participate in the course.

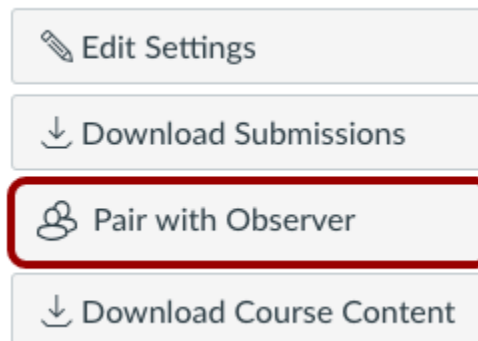
- Once you have an account, you may be able to view student information through the district Canvas web login or the [Canvas Parent app](#) (available on the Google Play Store and Apple App Store).
- Because students still complete many assignments and assessments that are NOT online, you should still rely on Skyward to see your student's **overall class grades**.

The first step will be to work with your child to generate a code that will allow you as a parent or guardian to connect to their Canvas account with the Parent Observer account you are about to create. To generate the “Pairing Code” your child will follow the steps below. These steps must be done utilizing the web version of Canvas (not the Canvas Student app that is on student iPads). Students can access the web version from any computer by using the Canvas link located on the “Students” page of the district website.

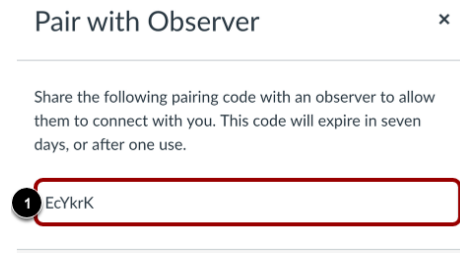
- Have your child log into Canvas using their district issued username and password.
- The student will open “Settings”



- Click “Pair with Observer” on the right side of the “Settings” page.




- Copy or write down the pairing code (this is the code that will need to be entered for parent/guardian account creation).



The next step will be to create your parent account. Parents must use a specific portal on the School District of Marshfield website to access or create their parent account. To find the Canvas portal choose "Families" at the top of the webpage. On the left-hand side of the family's page you will see a clickable Canvas logo.



You will now be at the parent login portal. To create your parent login, choose "Parent of a Canvas User" by clicking on it. If you already have credentials for Canvas Parent Access created, you can enter them here.



Enter Signup Details

Enter Signup Details

The image shows a 'Parent Signup' form with the following fields and elements:

- 1**: Your Name
- 2**: Your Email
- 3**: Password
- 4**: Re-enter Password
- 5**: Student Pairing Code (with a link 'What is a pairing code?')
- 6**: You agree to the [terms of use](#) and acknowledge the [privacy policy](#).
- 7**: Start Participating button

At the bottom right, there are two buttons: 'Cancel' and 'Start Participating'.

Enter the following information:

2. Enter your name in the **Your Name** field.
3. Enter your email in the **Your Email** field.
4. Enter your password in the **Password** field.
5. Re-enter your password in the **Re-enter Password** field.
6. Enter a pairing code to link your account to your student in the **Student Pairing Code** field. If multiple parents/guardians would like to create accounts the student must generate a new code using the same steps for each parent/guardian.
7. Once you have entered the code agree to the terms of use by clicking the **You agree to the terms of use** checkbox.
8. Click the **Start Participating** button.

If you would like to observe additional students click [here](#) for additional information

Canvas Mobile App Access

Canvas Parent is designed to provide visibility into your child's education at a glance. It is available for both IOS and Android devices.

The app will allow you to:

- View assignment descriptions and due dates
- Set reminders for assignments
- View assignment grades
- View course grades
- Set grade alerts
- View course announcements



[Android Parent App Guide](#)

[IOS Parent App Guide](#)