



The Lincoln Leader

February 2019

Lincoln Elementary School

Principal: Brooke Bargender 387-1296

Great Kids!
Great Parents!
Great Teachers!
Great School!!



Spelling Bee

The following students represented Lincoln School in the Citywide Spelling Bee at Washington School: James Anderson (6th Grade), Lucas Matteson (6th Grade), Erin Rickinger (5th Grade) and Max Mader (5th Grade).

Geography Bee

Congratulations to Hammad Ateeq (6th Grade), he was the Lincoln Elementary School Geography Bee Winner for the 2nd year in a row!

February Dates to Remember...

February 5	Parent/Teacher Conferences
February 7	Parent/Teacher Conferences
February 13	School Board Meeting 7:30 PM
February 18	No School
February 20	Pizza with the Principal 5B
February 22	Student of the Month Awards Assembly
February 27	Pizza with the Principal 5M

Linc's Den (School Store)

If you would like to donate items to our school store it would be greatly appreciated. Students receive paw dollars/tickets for respectful, responsible, and safe behaviors. Once or twice a month they go to the school store (Linc's Den) and have the opportunity to buy an item(s) with their paw dollars/tickets.

List of items that could be donated:

*Books, movies, sports cards, school supplies, legos, board games, nail polish, lip gloss, stuffed animals, hair bands, coloring books, pokemon cards, and etc.

School Cancellation

UNEXPECTED EARLY DISMISSALS: Being that we are only at the halfway point of our Wisconsin winter season and the fact that some of the biggest snowstorms and icy conditions occur in February and March,, it is important that families continue to prepare for unexpected early dismissals. Be sure that your family has a plan in place of how your child(ren) will be getting home. Please prepare your child with special directions in case school would be canceled during the school day. Does s/he know how to get into the house if you are not home? Does s/he know where to call you? Cancellations will be posted on the radio, the District website, <http://www.marshfieldschools.org>, TV, and the Blackboard Connect System will be activated. Please do not inundate the school office with calls inquiring about cancellations without checking these other avenues first. Please have these same plans in place when scheduled early dismissals occur. Thank you for your efforts for have a plan in place and being prepared for unexpected inclement weather!

Parking

Please observe all parking restriction signs on the streets around the school. Marshfield Police frequently patrol the area during drop-off and dismissal times and will issue tickets.

Student Dismissal

***Students who are walking and riding bikes should go home immediately following dismissal.**

****Parents be prompt picking up your child. Dismissal is 2:45 PM.**

Students in Kindergarten through Grade 2 [walkers, bike riders, parent pick-ups] must exit the building out the North playground doors. Students will be lined up by classroom, students will be dismissed when parents, guardians, or rides are visible. Students not picked up by 2:55 PM will be taken to the front lobby area. Students will NOT be allowed to play after school unless they are supervised by their parents/guardians or older siblings [Grade 4 or older].

Students in Grades 3-6 [walkers, bike riders, parent pick-ups] must exit the building through either the 17th Street Door or the Main Entrance Door.

Our goal is to insure student safety and security. Parents, thank you for your cooperation!

Summer School

Parents look for the Summer School registration materials to come home in early March.

Summer school courses are fun and they keep students learning new and exciting things throughout the summer.

Flowers, Balloons, and Other Gifts!

At Lincoln School, when the office receives flowers, balloons, and other gifts for students, we do not distribute them until the end of the day. These items in the classroom are often the source of distraction.

Please consider giving your child his/her gifts at home. Also consider the potential hassle hauling these gifts home may cause your student.

Registration

Registration Changes

Online registration has been replaced with Skyward Family Access (FA), Request Changes. Please log into FA as the Student Info tab now allows you to update and submit changes for district approval at any time. If you will not be returning to the School District of Marshfield in September, please notify us of the city, state, and school where you will be moving through the FA Contact Us tab in the upper right corner or through your school office as soon as you know. If you have moved during the school year or will be moving before the start of the new school year and want your child to remain at the school they are currently attending OR if you are requesting your student attend a school other than their neighborhood school for the upcoming school year, please complete the Intradistrict Student Transfer Request found on FA under Online Forms. Students currently in 4K will be placed at their neighborhood school. Your child's placement will be confirmed in a summer email which will also include an invitation to attend an open house that will help make a smooth transition to full day kindergarten.

2019-2020 REGISTRATION/INFORMATION SET AT MARSHFIELD MIDDLE SCHOOL

6th Grade Registration Nights

Registration for 6th grade students entering 7th grade and their parents will be held in the middle school cafeteria on the following dates:

Monday, March 4

6:30pm - 7:30pm

Grant and Washington Schools

Tuesday, March 5

6:30pm - 7:30pm

Lincoln, Madison, & Nasonville Schools

You may attend the alternate night if you have a conflict.

Any 6th or 7th graders attending any of the non-public schools, open-enrolled or are homeschooled in the Unified School District of Marshfield are invited to attend either night.

Recipes for Success

School District of Marshfield
Kim Ziembo, Director of Teaching & Learning

Practical Activities to Help Your Child Succeed

FEBRUARY 2019

READING Cozy book nook

Creating a comfortable spot to read will motivate your child to dive into a good book!

Ingredients: sheet and chairs, box, books, flashlight, blankets, pillows, stuffed animals



Let your youngster pick a quiet spot to set up her nook, perhaps in a corner of the living room. She could pitch a "tent" by draping a sheet over chairs. Or she might turn a large appliance box on its side.

Now have her gather books, a flashlight, blankets, pillows, and stuffed animals to place in her nook. Whenever she wants to read, she can crawl inside.

SCIENCE Balls in motion

Get the ball rolling with this experiment that demonstrates how energy is transferred.

Ingredients: cardboard, stool or step, three same-size balls

Have your youngster make a ramp by propping a sturdy piece of cardboard against a stool or step. He should place two balls at the bottom of the ramp, with the first one touching the ramp and the second one behind the first. What does he think will happen if he rolls the third ball down the ramp so that it bumps the first one? Let him try it to see. The ball in motion transfers its energy to the first ball it touches—but that ball doesn't roll! Instead, it transfers its energy to the next ball, causing that one to roll.



Refrigerator Poster
Just hang your Recipes poster on the refrigerator and sneak in an activity when you have a few minutes. These fun activities will help develop school success and positive behavior! Check off each box as you complete the "recipe."

COORDINATION

Hopping or trotting like favorite animals can build your youngster's coordination. Call out an animal for him to imitate. For example, if you say "horse," he might gallop across the room. Can he walk like an elephant or scamper like a rabbit?



LANGUAGE

Say a random word (*tumpled*), along with a word that means the opposite (*smooth*) and one that means the same thing (*wrinkled*). Your child's job is to figure out which pair are opposites (antonyms) and which are the same (synonyms). Then it's her turn to give you a trio of words.



MATH Toss and subtract

Play this penny-tossing game to help your youngster do subtraction facts in her head.

Ingredients: paper, pencil, pennies
Ask your child to create a game board by drawing a grid with three rows and three columns and numbering the squares 1–9.

Take turns tossing two pennies onto the grid, and use the numbers you land on to say a subtraction problem (subtract the smaller number from the larger one). The difference is your score. So if your pennies land on 9 and 5, you get 4 points ($9 - 5 = 4$). The first person with 50 points wins.

Variation: Draw a grid with a two-digit number in each square to practice subtracting larger numbers. Play to 250 points.



Recipes for Success

Practical Activities to Help Your Child Succeed

FEBRUARY 2019

Character Corner

□ COURAGE

Boost your child's courage by helping her prepare for different situations. If she's nervous about a presentation, pretend you're the teacher, and let her present to you.

□ INITIATIVE

Let your youngster make "chore kits" that will encourage him to take initiative. For example, he might put dish soap, a sponge, a dish towel, and wipes in a basket under the kitchen sink. He should include a list so he knows what to do (wash and dry dishes, wipe counters).

□ DECISION MAKING

Find everyday opportunities to build your youngster's decision-making skills. For instance, she might pick out her clothes for tomorrow or decide which homework assignment she'll complete first.

□ RHYMING

Write pairs of rhyming words on the blank sides of two connecting puzzle pieces. Examples: *bat* and *hat*, *fly* and *up*, and have your child put each pair together again. He should read the words aloud to make sure they rhyme.



ORGANIZATION

Suggest that your child come up with a system for organizing your family's movie collection. He could arrange them in alphabetical order or by genre (animated, comedy, science fiction). Together, think of other things to organize (mail, spices, board games) and ways to sort them.



THINKING

Take turns describing everyday things in different ways. Secretly choose a food, an animal, a sport, or a place. Give your youngster clues to figure it out. Examples: "You can swirl me around your fork." "Sometimes I have meatballs on top of me." (Answer: spaghetti.) Switch roles, and let her describe something for you.



VOCABULARY Character bookmarks


Your youngster can build vocabulary by using adjectives to describe book characters.

Ingredients: construction paper, pencil, scissors

Have your child cut paper into strips to make bookmarks. On each one, he can write the name of the main character in a book and draw a picture. On the back, he should list adjectives to describe the character. For *Curious George*, he might write *curious*, *mischiefous*, and *playful*.

Or maybe he will describe *Augie* (from *Wonder* by R. J. Palacio) as *brave*, *resilient*, and *kind*.

Suggest that your youngster keep his bookmarks in a box to use when he reads. He could add new character strips each time he reads a new book.



MEASUREMENT

Ask your child to write the numbers 1–10 on separate sticky notes. Now let her pick 10 household objects (crayon, smart speaker, refrigerator). She should stick 1 on the item she estimates is shortest and 10 on the one she predicts is longest or tallest. She can use a tape measure to check her estimates.



Congratulations!

We finished _____ activities together on this poster.

Signed (parent or adult family member)

Signed (child)



Recipes for Success


School District of Marshfield
Kim Ziemblo, Director of Teaching & Learning

Actividades prácticas que contribuyen al éxito de su hijo

FEBRERO DE 2019

LECTURA Rincón acogedor para la lectura

¡Un lugar cómodo para leer motivará a su hijo a zambullirse en la lectura!
Ingredientes: sábanas y sillas, caja, libros, linterna, mantas, almohadas, animales de peluche



Dígame a su hijo que elija un lugar tranquilo para crear su rincón, por ejemplo en un ángulo del salón. Podría montar una "tienda de campaña" envolviendo sillas con una sábana. También podría tumbar sobre un lado la caja de un electrodoméstico grande.

Ahora ya puede reunir libros, una linterna, mantas, almohadas y animales de peluche y colocar todo en su rincón. Cuando quiera leer, sólo tiene que entrar en él.

CIENCIAS Pelotas en movimiento

Manos a la obra con este experimento que demuestra cómo se transfiere la energía.

Ingredientes: cartón, taburete o pedestal, tres pelotas del mismo tamaño

Dígame a su hijo que haga una rampa apoyando un trozo de cartón recto en un taburete o en un escalón. Debería colocar dos pelotas al final de la rampa, con la primera tocando la rampa y la segunda detrás de la primera. ¿Qué cree que sucederá si deja caer rodando la tercera pelota por la rampa de modo que choque con la primera? Que lo pruebe para averiguarlo.

La pelota en movimiento transfiere su energía a la primera pelota que toca. ¡pero esa pelota no rueda! Transfiere, en cambio, su energía a la siguiente pelota logrando que ésta ruede.



Cartel del Refrigerador

Coleque este cartel de Recetas en el refrigerador y haga una actividad cuando tenga unos minutos libres.

Esas amenas actividades contribuirán al triunfo en la escuela y a desarrollar un comportamiento positivo. Ponga una marca en cada casilla cuando termine la "receta".

MATEMÁTICAS Lanza y resta

Este juego de lanzamiento de centavos ayudará a su hijo a hacer de cabeza operaciones de resta.

Ingredientes: papel, lápiz, centavos

Dígame a su hijo que cree un tablero de juegos dibujando una cuadrícula con tres filas y tres columnas y numerando los cuadrados 1-9.

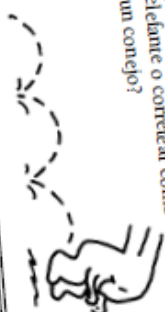
Lancen por turnos dos centavos a la cuadrícula y usen los números en los que caen para formular un problema de resta (resten el número menor del mayor). La diferencia es su tanto. Así que si los centavos caen en 9 y 5, ganan 4 puntos ($9 - 5 = 4$). Gana la primera persona que llegue a 50 puntos.

Variación: Dibujen una cuadrícula con un número de dos cifras en cada cuadrado para practicar la resta de números mayores. Jueguen para ganar 250 puntos.



COORDINACIÓN

Saltar o trotar como los animales preferidos puede desarrollar la coordinación de su hijo. Dígame el nombre de un animal para que lo imite. Por ejemplo, si usted dice "cabello", podría cruzar la habitación galopando. ¿Puede caminar como un elefante o correr como un conejo?



LENGUAJE

Diga una palabra al azar (fancido), junto con una palabra que signifique lo contrario (fiso) y una que que dos términos son opuestos (antónimos) y cuáles son iguales (sinónimos). Luego le toca a ella darle a usted un trío de palabras.



Recipes for Success

Actividades prácticas que contribuyen al éxito de su hijo

FEBRERO DE 2019

Rincón del Carácter

VOCABULARIO Marcapáginas con personajes

Su hijo puede ampliar su vocabulario usando adjetivos para describir personajes de libros.

Ingredientes: cartulina, lápiz, tijeras

Dígame a su hijo que corte tiras de cartulina para hacer marcapáginas. En cada uno puede escribir el nombre del personaje principal de un libro y dibujar una imagen. En el reverso debe escribir una lista de adjetivos para describir al personaje. Para Jorge el curioso podría escribir *curioso, travieso y juguetón*. O quizá describirá a Augie (de *Wonder* por R. J. Palacio) como *valiente, fuerte y amable*.



Sugiera a su hijo que guarde sus marcapáginas en una caja y los use cuando lea. Podría añadir nuevos señaladores con personajes cada vez que lea un nuevo libro.

ORGANIZACIÓN

Sugiera a su hijo que se invente un sistema para organizar la colección de películas de su familia. Podría colocarlas en orden alfabético o por género (animación, comedia, ciencia ficción). Piensen en qué otras cosas pueden organizar (correo, espaldas, juegos de mesa) y en modos de ordenarlas.



PENSAMIENTO

Turnense y describan de varios turnos y describan de varios maneras cosas de todos los días. Elijan en secreto un alimento, un animal, un deporte o un lugar. Dé pistas a su hijo para que lo adivine. Ejemplos: "Puedes enrollarme en el tenedor". "A veces estoy cubierto de albondigas". (Respuesta: espagueti.) Cambiense los papeles y que su hijo le describa algo a usted.



VALOR

Refuerce el valor de su hija ayudándola a que se prepare para distintas situaciones. Si está nerviosa por una presentación, haga usted de maestra y que ella le haga la presentación.



INICIATIVA

Que su hijo haga "kits de tareas" que lo animen a tomar la iniciativa. Por ejemplo, podría poner detergente para platos, una esponja, un paño de cocina y toallitas en una cesta bajo el fregadero de la cocina. Debería incluir una lista para saber que de hacer (lavar y secar los platos, limpiar las superficies).



TOMA DE DECISIONES

Encuentre oportunidades cotidianas para que su hijo refuerce su capacidad de tomar decisiones. Por ejemplo, podría elegir la ropa para el día siguiente o decidir cuál de los deberes escolares hará primero.



RIMA

Escriba pares de palabras que rimen en inglés en el lado en blanco de piezas de rompecabezas que encajen. Ejemplos: *bat y hat, fly y tie, pit y bit*. Mezcle las y que su hijo recomponga las parejas. Debería leer las palabras en voz alta para asegurarse de que rimen.



MEDIDAS

Dígame a su hija que escriba los números 1–10 en papeletas adhesivos. A continuación, que ella 10 objetos de su hogar (crayón, alfiler pequeño, refrigerador). Debería pegar el papeletito del 1 en el objeto que le parezca más corto o más alto. Puede usar una cinta métrica para comprobar sus estimaciones.



¡Felicidades!

Terminamos _____ actividades juntos en este canal.




Firmado (padre, madre o miembro adulto de la familia) (hijo o hija)



BREAKFAST

FEBRUARY 2019

Elementary

MONDAY	TUESDAY	WEDNESDAY	THURSDAY	FRIDAY
Pay Online				
Lunch payments can be made to your account online via your <i>Skyward Family Access</i> . Account transactions and balances can also be tracked using your Skyward Family Access. If you need your username/password, please contact your school office.				
4 Breakfast Kit <i>(includes cereal, crackers and 100% Juice)</i> Fruit Cup Milk	5 Whole Grain Cereal String Cheese Fruit Cup 100% Fruit Juice Milk	6 HOT Pancake Bites Fruit Cup 100% Fruit Juice Milk	7 HOMEMADE GRANOLA FO Dried Cranberries Strawberries/Blueberries Milk	8 HOT Breakfast Pizza 100% Fruit Juice Fruit Cup Milk
11 Breakfast Kit <i>(includes cereal, crackers and 100% Juice)</i> Fruit Cup Milk	12 Zucchini Bread Slice Fruit Cup 100% Fruit Juice Milk	13 HOT Fruit Strudel Fruit Cup 100% Fruit Juice Milk	14 Homemade Muffin Nasonville Dairy Cheese FO Fruit Cup Fresh Fruit Milk	15 HOT Mini Waffles Fruit Cup 100% Fruit Juice Milk
18 NO SCHOOL	19 Oatmeal Bar String Cheese Fruit Cup 100% Fruit Juice Milk	20 HOT Pancake on a Stick Fruit Cup 100% Fruit Juice Milk	21 HOMEMADE COFFEECAKE FO Nasonville Dairy Cheese Fruit Cup Milk	22 HOT Omelet with Homemade Bread Fruit Cup 100% Fruit Juice Milk
25 Breakfast Kit <i>(includes cereal, crackers and 100% Juice)</i> Fruit Cup Milk	26 Mini Cream Cheese Filled Bagels Fruit Cup 100% Fruit Juice Milk	27 HOT Breakfast Wrap Fruit Cup 100% Fruit Juice Milk	28 HOMEMADE GRANOLA FO Dried Cranberries Strawberries/Blueberries Milk	
 Farm to School 				

Menus are subject to change.

This institution is an equal opportunity provider.

MEAL PRICES

Breakfast Prices:
Paid (Elementary): \$1.35
Paid (MS/HS): \$1.45
Reduced: \$0.25
Adult/Seconds: \$2.00

Lunch Prices:
Paid (Elementary): \$2.60
Paid (Middle School): \$2.75
Paid (High School): \$2.90
Reduced: \$0.40
Adult/Seconds: \$3.55
Second Entree: \$2.25
Milk: \$0.40

ICE COLD MILK

OPTIONS:
Fat Free White
Low Fat White
Fat Free Chocolate
*All Meals Include

All grain and bread products are 100% whole grain





LUNCH

Elementary

February 2018

MONDAY

TUESDAY

WEDNESDAY

THURSDAY

FRIDAY

February

1	2	3	4	5	6	7	8
Fish Nuggets Homemade Bread Fresh Apple Slices Peaches Capri Vegetable Blend Fresh Carrots	Hot Cheesy Sticks w/ Marinara Sauce Fresh Grapes Pineapple Fresh Broccoli Steamed Corn Orange Sorbet	Homemade Chicken Noodle Soup Mini Sub Sandwich Fresh Pear Dried Cranberries Fresh Carrots & Fresh Broccoli	Chicken Snack Wrap Fresh Apple Slices Pears Lettuce, Tomato, Cheese Brussel Sprouts Strawberry Milk	Soft Shell Taco Fiesta Beans Applesauce Orange Wedges Lettuce, Tomatoes, Cheese	Chicken Strips Watermelon Mixed Fruit Fresh Carrots Green Beans	Creamed Chicken over Mashed Potatoes w/ T-Bun Fresh Apple Cranberry Sauce Garden Salad w/ Tomatoes Celery Sticks	Homemade Chicken w/ Little Smokies Clementine Strawberries Cucumbers Garden Salad w/ Tomatoes
18	19	20	21	22	23	24	25
No School	Taco Salad Fiesta Beans Applesauce Orange Wedges Lettuce, Tomatoes, Cheese	Hot Ham and Cheese Apple Slices Pineapple Fresh Carrots Sweet Potato Fries Strawberry Milk	Heart Shaped Chicken Nuggets Apple Slices Peaches Garden Salad w/ Tomatoes Mixed Vegetables Featured: Cherry Slushy	Homemade Chicken Noodle Soup Mini Sub Sandwich Fresh Pear Dried Cranberries Fresh Carrots & Fresh Broccoli	Popcorn Chicken Apple Slices Mixed Berries Fresh Carrots Baked Beans	Spaghetti w/ Meatballs Garlic Toast Orange Wedges Pears Garden Salad w/ Tomatoes Radishes	Homemade Chicken Noodle Soup Mini Sub Sandwich Fresh Pear Dried Cranberries Fresh Carrots & Fresh Broccoli
26	27	28	29	30	31	32	33
Chicken Patty on a Bun Orange Wedges Mixed Fruit Fresh Carrots Steamed Broccoli	Cheese Pizza Fresh Apples Peaches Fresh Cauliflower Steamed Peas	Mini Corn Dogs Orange Wedges Fruit Salad Garden Salad w/ Tomatoes Corn	Homemade BBQ/Bun Fresh Grapes Mixed Berries Baked Beans Coleslaw	French Toast Sticks w/ Little Smokies Clementine Strawberries Cucumbers Garden Salad w/ Tomatoes	Homemade Chicken Noodle Soup Mini Sub Sandwich Fresh Pear Dried Cranberries Fresh Carrots & Fresh Broccoli	Homemade Chicken Noodle Soup Mini Sub Sandwich Fresh Pear Dried Cranberries Fresh Carrots & Fresh Broccoli	Homemade Chicken Noodle Soup Mini Sub Sandwich Fresh Pear Dried Cranberries Fresh Carrots & Fresh Broccoli

Farm to School

Meatless Entree

Featured Recipe

See website for food allergens, carbohydrate counts, pork product list and all featured recipes. www.marshfieldschools.org

This institution is an equal opportunity provider.

MEAL PRICES

Breakfast Prices:

Paid (Elementary): \$1.35
Paid (MS/HS): \$1.45
Reduced: \$0.25
Adult/Seconds: \$2.00

Lunch Prices:

Paid (Elementary): \$2.60
Paid (Middle School): \$2.75
Paid (High School): \$2.90
Reduced: \$0.40
Adult/Seconds: \$3.55
Second Entree: \$2.25
Milk: \$0.40

Online Meal Payments

Online meal payments are now available. Payments can be made through your Family Skyward Access. If you do not have your username/password, please stop into your school office.



All of our homemade breads and buns are 100% whole grain and baked fresh daily.



Ice cold milk options available daily: fat free white, low fat white, and fat free chocolate.