



The Lincoln Leader

April 2019

Lincoln Elementary School

Principal: Brooke Bargender 387-1296

From the Principal:

We are beginning our student placement procedures for the 2019-2020 school year.

It is our mission to provide the best educational opportunity for every child at Lincoln Elementary School. To do this we must reserve the right to determine specific classroom composition. However, parent input can be helpful and may be shared through our Parent Input Form.

Parent Input Forms are available in the school office. **Please realize we are not soliciting specific teacher requests.** Completed forms should focus on the educational needs of the students. All completed forms must be returned to the office no later than Friday, April 26th.

Class lists for the 2019-2020 school year will be available per Skyward or on "Meet Your Teacher Night".

April Dates to Remember...

April 3	End of 3 rd Quarter
April 9	PTO fundraiser @ McDonalds
April 10	Board Meeting 7:30 pm @ Central Office
April 8-12	Tornado Awareness Week
April 25	Speech Contest at Grant Elementary – Grades 5 & 6
April 26	Student of the Month Assembly
March 18 - May 4	Wisconsin FORWARD Exam Grades 3-6

State Achievement Tests

Our 3rd, 4th, 5th, and 6th grade students will be taking the Wisconsin FORWARD Exams in Reading/Language Arts and Mathematics during the following test window: Monday, March 18th - Friday, May 3rd. Our 4th graders will also be tested in Science and Social Science.

All students will be provided a healthy snack before each test. Please encourage your students to put forth their best efforts on these important assessments.

REMINDER:

Instructional Minute Make-Up

10 minutes will be added to each school day starting Monday, April 15th through Friday, June 7th . Dismissal at the end of the school day will be moved from 2:45 to 2:55

Dress Code Reminder:

As the warm weather begins to arrive, we would like to remind parents and students of the dress code guidelines in the Student Handbook:

- hats, caps, and sunglasses may not be worn inside the school.
- clothing should always completely cover the torso from above chest cleavage to mid-thigh no midriffs showing.
- clothing items such as backless tops, halter-tops, strapless tops and tube tops are not allowed.
- tank tops with at least a 2-inch strap are allowed.
- clothing and personal items that promote intolerance, alcohol, drugs, profanity, sexual conduct or violence will not be allowed on school grounds.
- pants and shorts must be worn on the waistline-no sagging.
- shoes or sturdy sandals must be worn **[No Flip Flops]**.

Don't Forget to Sign up for Summer School

Summer School Registration

You can register your child(ren) online through Skyward Family Access. Online registration will open April 1st, at 5:00 a.m. and closes at 5:00 p.m. on Friday, April 12th. Classes are filled in the order registrations are received. Please use the grade your child will be in during the 2019-20 school year when selecting classes.

You can view the catalog online starting Monday, March 18th

Spring Field Trips

Each spring many classrooms schedule fun and exciting field trips. It is our goal that every student will participate in these off-site learning opportunities.

However, all field trips are a privilege and students must continue to exhibit behavior worthy of participating; failure to do so will result in the loss of field trip[s].



Tornado and Severe Weather Awareness Week is April 8-12, 2019
Statewide Tornado Drill is April 11

On Thursday, April 11, 2019, two statewide tornado drills are planned - one in the afternoon and one in the evening. A mock tornado watch will be issued statewide by the NWS at 1:00 p.m. The NWS will follow with a statewide mock tornado warning at 1:45 p.m. The afternoon drill ends at 2:00 p.m. When conditions are favorable for severe weather to develop, the National Weather Service (NWS) will issue a WATCH. When a Watch is issued, make sure you have a source of weather information in the event storms begin to form. When severe weather has formed, NWS meteorologists will issue a WARNING to immediately alert the public about the dangerous weather and to advise them to seek appropriate shelter. Watches and Warnings are relayed to local radio and television stations and are broadcast on NOAA Weather Radio. Public safety officials also get the Warnings and can activate local warning systems, like outdoor sirens, to alert communities.

Recipes for Success

Practical Activities to Help Your Child Succeed

APRIL 2019


READING Mystery word reveal

What word will emerge from the envelope? Your youngster can build reading skills with this clever idea.

Ingredients: list of spelling words or sight words, index cards, pencil, scissors, envelope

Have your child write one word on each index card. Let her cut off one end of an envelope, then close her eyes while you put one card (say, *spring*) inside.

Now she should open her eyes and slide the card through the slit to reveal one letter at a time. She can make the sound of each letter as it emerges (s, p, r, i, n, g). Will she predict the word before she reveals the last letter?




MATH Multiply for the win!

This two-player game makes learning multiplication facts fun for your child.

Ingredients: deck of cards with face cards and aces removed

Shuffle the cards, and have your youngster deal them evenly to the two of you. Stack your cards facedown, and flip the top one over.

The player with the bigger number uses the two cards to create a multiplication equation. So if you play a 3 and your child plays a 5, she would say, "3 x 5 = 15." If her answer is correct, she keeps both cards. Collect the most cards to win.



Refrigerator Poster

Just hang your Recipes poster on the refrigerator and sneak in an activity when you have a few minutes. These fun activities will help develop school success and positive behavior. Check off each box as you complete the "recipe."

LOGIC

Secretly think of a number (1–100) for your youngster to figure out. Tell him whether each prediction is too high or too low. When he gets it, play again.


What's the strategy for getting the correct number faster? (Hint: Start by predicting 50 to eliminate half of the numbers!)



MUSIC

Help your child find household objects to turn into musical instruments. She might tap spoons against amounts of water

(xylophone). Or she could wrap rubber bands or hair ties around an empty tissue box and strum them across the opening (guitar).




HISTORY Blast from the past

Historians use evidence to discover what happened in the past. Let your youngster pretend he's a historian with this activity.

Ingredients: family photographs and documents, paper, pencil

Together, look through photo albums, baby books, school play programs, and even newspaper clippings that mention relatives.

What conclusions can your child draw about your family's past? Like a historian, he should look at details in photos and read materials carefully for dates, names, and places. For example, a photo of his great-grandfather singing with a band would suggest he was a local musician. He could make a family history "museum" by displaying the artifacts and adding signs with facts he discovered.



Recipes for Success

Practical Activities to Help Your Child Succeed

APRIL 2019

Character Corner

COMPASSION

Ask your youngster to help you gather household items to donate. She might suggest giving old towels to an animal rescue group or outgrown toys to a children's hospital. Together, box up the donations and deliver them.



GRIT

Grit can motivate your child to push through challenges. Share this fact: Dr. Seuss's first book was rejected by 27 publishers. What might have happened if Dr. Seuss hadn't had grit?



CONFLICT RESOLUTION

Let your youngster pick a topic to debate, like whether students should have homework every night. Pick sides and hold a debate. Encourage him to listen to your points and to back up his own. ("No, because kids need more time to play and be active.")



LANGUAGE

An idiom is a saying with a meaning that is different from the actual words. For instance, a "wild goose chase" refers to a waste of time, not to chasing geese. Together, think of more idioms like "training cats and dogs" (raining heavily) or "piece of cake" (easy). How many can you come up with?



SORTING

Sorting is a good way for your child to practice math skills—and stay organized. Encourage her to sort her clothes in a way that makes sense to her. Sorting by color may make it easier for her to match outfits. Sorting tops by sleeve length can help her dress for the weather.



FINANCIAL LITERACY

Comparison shopping


Show your child that you can save a lot of money by comparing prices. Here's how.

Ingredients: paper, pencil, grocery circulars

Ask your youngster to draw a chart with three columns labeled "Item," "Store #1," and "Store #2." Then, have him look online or browse circulars from two different grocery stores, list 10 items that both places advertise, and write the prices of each. For example, he might find bananas for 29 cents per pound at


one store and 49 cents at another.

Time to compare! He could add the prices in each column to find the total cost for each store. Which one would save him the most money?



SCIENCE

Have your youngster experiment to make a longer-spinning top. She could cut same-size circles from paper, cardboard, and a paper plate. Then, she should poke a pencil through the center of each one, spin it, and time how long it will go. Which material works best? Why?



Congratulations!

We finished _____ activities together on this poster.

Signed (parent or adult family member)

Signed (child)

STORYTELLING

Together, tell an original story based on a fairy tale—perhaps *The Three Little Pigs*. Adding lines to the story. Your youngster will build creativity as he decides what kinds of homes the others will build and which animal they'll need to outsmart.



Recipes for Success

Actividades prácticas que contribuyen al éxito de su hijo

ABRIL DE 2019

LECTURA Palabras reveladas

¿Qué palabra saldrá del sobre? Su hija desarrollará destrezas de lectura con esta ingeniosa idea.

Ingredientes: lista de palabras para deletrear o palabras básicas, fichas de cartulina, lapiz, tijeras, sobre

Dígame a su hija que escriba una palabra en cada ficha de cartulina. A continuación, que corte uno de los extremos del sobre y cierre los ojos mientras usted mete en el una ficha (por ejemplo, *spring*).

Ahora puede abrir los ojos y deslizar la ficha por la ranura para revelar las letras de una en una. Cuando aparezca cada letra puede hacer su



sonido (s, p, f, i, n, g). ¿Puede adivinar la palabra antes de revelar la última letra?

MATEMÁTICAS ¡Multiplicar para ganar!

Con este juego para dos jugadores su hija se divertirá con la multiplicación.

Ingredientes: baraja de cartas sin figuras ni ases

Barajan las cartas y que su hija las reparta por igual entre ustedes dos. Coloquen su montón boca-bajo y descubran la carta de encima.

La jugadora con el número más alto usa las dos cartas para crear una ecuación de multiplicación. Así que si usted tiene un 3 y su hija un 5, ella debería decir: " $3 \times 5 = 15$ ". Si su respuesta es correcta, se queda las dos cartas. Gana quien reúna más cartas.




Cartel del Refrigerador

Coloque este cartel de *Recetas* en el refrigerador y haga una actividad cuando tenga unos minutos libres. Estas amenas actividades contribuirán al triunfo en la escuela y a desarrollar un comportamiento positivo. Ponga una marca en cada casilla cuando termine la "receta".

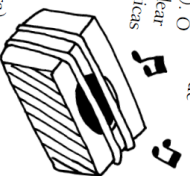
LÓGICA

Pítese en un número en secreto (1-100) para que su hijo lo adivine. Dígame si cada predicción es demasiado alta o demasiado baja. Cuando lo adivine, jueguen de nuevo. ¿Cuál es la estrategia para adivinar más rápidamente el número correcto? (Pídale que empiecen prediciendo 50 para eliminar la mitad de los números!)



MÚSICA

Retna con su hija objetos de uso doméstico para convertirlos en instrumentos musicales. Con una cuchara podría golpear vasos que contienen distintas cantidades de agua (xilófono). O bien podría tocar con gomas elásticas o gomas para el pelo una caja vacía de papete pulsarlas sobre la apertura (guitarra).



HISTORIA Ondas del pasado

Los historiadores usan la evidencia para descubrir qué sucedió en el pasado. Su hijo puede imaginar que es un historiador con esta actividad.

Ingredientes: fotos y documentos de su familia, papel, lapiz

Hojeen álbumes de fotos, libros infantiles, programas de funciones escolares y hasta recorres de periódico que mencionen a algún familiar.

¿Qué conclusiones puede sacar su hijo sobre el pasado de su familia? Igual que haría un historiador, debería observar los detalles de las fotos y leer con atención los materiales para localizar fechas, nombres y lugares. Por ejemplo, una foto de su bisabuelo cantando con una banda le sugeriría que era un músico local.

Podría hacer un "museo" de historia familiar exhibiendo artefactos y añadiendo letreros con la información que descubrió.



Recipes for Success

Actividades prácticas que contribuyen al éxito de su hijo

ABRIL DE 2019

Rincón del Carácter

COMPASIÓN

Dígame a su hija a que le ayude a recoger en su hogar objetos que puedan entregar como donación. Quizá sugiera que donen toallas viejas a un grupo de rescate de animales o juguetes que ya no usan a un hospital infantil. Empaqueten las donaciones en cajas y distribuyánlas.



DETERMINACIÓN

La determinación puede motivar a sus hijos a que perseveren a pesar de los retos. Comparta esto con ellos: El primer libro de Dr. Seuss fue rechazado por 27 editoriales. ¿Qué hubiera sucedido si Dr. Seuss no hubiera tenido determinación?



RESOLUCIÓN DE CONFLICTOS

Que su hijo elija un tema de debate, por ejemplo si los estudiantes deben tener deberes escos-lares cada noche. Elijan bandos y debatan. Anímelo a que escuche lo que usted diga y a que de razones para sus argumentos. ("No, porque los niños necesitan más tiempo para jugar y realizar actividad física".)



LENGUA

Un modismo es un dicho con un significado distinto al de las palabras que lo componen. Por ejemplo, "buscar una aguja en un pajar" se refiere a algo difícil de encontrar, no a buscar agujas. Piensen en otros modismos como "llover a cántaros" (llover mucho) o "pan comido" (fácil). ¿Cuántos se les ocurren?



CLASIFICAR

Al clasificar su hija practica las matemáticas y se organiza. Anímela a que clasifique su ropa de manera que que clasifique su ropa de manera que para ella tenga sentido. Clasificar por color hará más fácil conjuntar lo que se ponga. Clasificar las camisas por la longitud de la manga ayuda a vestirse de acuerdo al tiempo que haga.




NOCIONES DE FINANZAS Comparar y comprar

Demuestrele a su hijo que se puede ahorrar mucho dinero comparando precios. He aquí cómo.

Ingredientes: papel, lápiz, círculos del supermercado

Dígame a su hijo que dibuje una gráfica con tres columnas rotuladas con "Producto", "Tienda #1" y "Tienda #2". A continuación, pídale que busque en la red o que hojee circulares de dos supermercados distintos, que haga una lista con 10 productos que los dos sitios anuncien y que escriba los precios para cada uno. Por ejemplo, podría encontrar en una tienda bananas a 29 centimos la libra y a 49 centimos en otra.

¿Y ahora a comparar! Podría sumar los precios de cada columna para averiguar el costo total en cada tienda. ¿En cuál ahorraría más dinero?



CIENCIAS

Dígame a su hija que experimente para hacer una peonza que de vueltas más tiempo. Puede cortar círculos del mismo tamaño de papel, cartón y un plato de papel. Luego tiene que atravesar el centro de cada uno con un lápiz, hacerlo girar y medir el tiempo que gira cada uno. ¿Qué material va mejor? ¿Por qué?



¡Felicidades!

Terminamos _____ actividades juntos en este cartel.

Firmado
(padre, madre o miembro adulto de la familia)

Firmado
(hijo o hija)

CONTAR CUENTOS

Cuenten una historia original basándose en un cuento tradicional, por ejemplo *Las Tres Nutrias* en lugar de *Los Tres Cerditos*. Añadan de tipo de casa construyan las nutrias y qué animal tendrían que derrotar con su astucia.





BREAKFAST

Elementary

April 2019

MONDAY	TUESDAY	WEDNESDAY	THURSDAY	FRIDAY
1 Breakfast Kit (includes cereal, crackers and 100% Juice) Fruit Cup Milk	2 Nutri-Grain Bar String Cheese Fruit Cup Milk	3 HOT Mini Cinis Fresh Fruit 100% Fruit Juice Milk	4 Yogurt Parfait Homemade Granola Dried Cranberries Strawberries/Blueberries Milk	5 HOT Pancake Bites 100% Fruit Juice Fruit Cup Milk
8 HOT Oatmeal Strawberries/Blueberries Fruit Cup Milk	9 Whole Grain Cereal String Cheese Raisins Milk	10 HOT Breakfast Pizza Fruit Cup 100% Fruit Juice Milk	11 Zucchini Bread Slice Nasonville Dairy Cheese Fruit Cup Milk	12 HOT Fruit Strudel Fruit Cup 100% Fruit Juice Milk
15 Breakfast Kit (includes cereal, crackers and 100% Juice) Fruit Cup Milk	16 Oatmeal Bar String Cheese Raisins Fruit Cup Milk	17 HOT Pancake/Stick Fruit Cup 100% Fruit Juice Milk	18 Yogurt Parfait Homemade Granola Dried Cranberries Strawberries/Blueberries Milk	19 HOT Omelet with Homemade Bread Fruit Cup 100% Fruit Juice Milk
22 Whole Grain Cereal String Cheese Dried Cranberries Milk	23 Mini Cream Cheese Filled Bagels Fruit Cup 100% Fruit Juice Milk	24 HOT Oatmeal Strawberries/Blueberries 100% Fruit Juice Milk	25 Homemade Coffecake Nasonville Dairy Cheese Fruit Cup Milk	26 HOT Mini Waffles Fruit Cup 100% Fruit Juice Milk
29 Breakfast Kit (includes cereal, crackers and 100% Juice) Fruit Cup Milk	30 Whole Grain Muffin String Cheese Fresh Fruit Milk			

MEAL PRICES
Breakfast Prices:
 Paid (Elementary): \$1.35
 Paid (MS/HS): \$1.45
 Reduced: \$0.25
 Adult/Seconds: \$2.00
Lunch Prices:
 Paid (Elementary): \$2.60
 Paid (Middle School): \$2.75
 Paid (High School): \$2.90
 Reduced: \$0.40
 Adult/Seconds: \$3.55
 Second Entree: \$2.25
 Milk: \$0.40

ICE COLD MILK
OPTIONS:
 Fat Free White
 Low Fat White
 Fat Free Chocolate
 *All Meals Include

All grain and
bread products
are 100% whole
grain



see website for a food allergen/porta listing

 Farm to School

Menus are subject to change.

This institution is an equal opportunity provider.



LUNCH

Elementary

April 2019

MONDAY	TUESDAY	WEDNESDAY	THURSDAY	FRIDAY
1 Mini Corn Dogs Mandarin Oranges Mixed Fruit Fresh Broccoli Green Beans	2 Soft Shell Taco Orange Wedges Pears Lettuce, Tomato, Cheese Fiesta Beans	3 Chicken Patty on a Bun Fresh Apple Slices Peaches Garden Salad w/ Tomatoes Steamed Corn	4 French Toast Sticks w/ Sausage Applesauce Mixed Fruit Fresh Broccoli Cucumbers	5 Fish Patty on a Bun Fresh Grapes Mandarin Oranges Fresh Carrots Capri Vegetable Blend Orange Sorbet
8 Chicken Snack Wrap Fresh Apple Pears Lettuce, Tomato, Cheese Mixed Vegetables	9 Ham and Cheese Stackler Orange Wedges Fruit Salad Fresh Carrots Baked Beans	10 Pepperoni Pizza Fresh Apple Slices Peaches Garden Salad w/ Tomatoes Fresh Pepper Sticks	11 Homemade Chicken Noodle Soup w/ Mini Sub Fresh Apple Dried Cranberries Fresh Carrots & Broccoli Strawberry Milk	12 Hot Cheesy Sticks w/ Marinara Sauce Fresh Grapes Pineapple Fresh Celery Sticks Green Beans
15 Cheese Omelet w/ Diced Ham & Homemade Bread Oranges Applesauce Wisc. Vegetable Blend Garden Salad w/ Tomatoes	16 Taco Salad Fresh Apple Pears Fiesta Beans Lettuce, Tomato, Cheese	17 Chicken Nuggets Apple Slices Mixed Fruit Fresh Carrots Brussel Sprouts V-Blend Juice	18 Spaghetti w/ Meatballs Garlic Toast Orange Wedges Peaches Garden Salad w/ Tomatoes Fresh Radishes	19 Cheeseburger Strawberries Mandarin Oranges Steamed Corn Fresh Broccoli
22 Chicken Strips w/ Bread Fresh Apple Pears Garden Salad w/ Tomatoes Mixed Vegetables	23 BBQ Pork on a Bun Orange Wedges Peaches Fresh Carrots Steamed Peas	24 Mini Corn Dogs Apple Slices Mixed Berries Garden Salad w/ Tomatoes Steamed Broccoli	25 Hewitt Meat's Hot Dog on a Homemade Bun Watermelon Dried Cranberries Fresh Cauliflower Baked Beans	26 French Toast Sticks w/ Little Smokies Fresh Pear Applesauce Fresh Carrots & Cucumbers Maple Dude Maple Syrup
29 Popcorn Chicken Apple Slices Peaches Fresh Broccoli Green Beans	30 Cheese Pizza Orange Wedges Pears Garden Salad w/ Tomatoes Mixed Vegetables			



Farm to School



Meatless Entree

See website for food allergens, carbohydrate counts, pork product list and all featured recipes. www.marshfieldschools.org

Menus are subject to change.

This institution is an equal opportunity provider.

MEAL PRICES

Breakfast Prices:

Paid (Elementary): \$1.35

Paid (MS/HS): \$1.45

Reduced: \$0.25

Adult/Seconds: \$2.00

Lunch Prices:

Paid (Elementary): \$2.60

Paid (Middle School): \$2.75

Paid (High School): \$2.90

Reduced: \$0.40

Adult/Seconds: \$3.55

Second Entrée: \$2.25

Milk: \$0.40

Online Meal

Payments

Online meal payments are now available. Payments can be made through your Family Skyward Access. If you do not have your username/password, please stop into your school office.



All of our homemade breads and buns are 100% whole grain and baked fresh daily.



Ice cold milk options available daily: fat free white, low fat white, and fat free chocolate.