



The Lincoln Leader

October 2019

Lincoln Elementary School

Principal: Brooke Bargender (715) 387-1296

Great Students!
Great Staff!
Great Parents!
Great School!!

Dates to Remember:

October 2	Walk/Bike to School
October 2	PTO Meeting at 6pm
October 3	Fire Prevention
October 8 & 9	Healthy Smiles
October 8 & 9	Scotty's Pizza Night (PTO Fundraiser)
October 11	Mid-Quarter Progress Reports
October 15	Grade 3 School Forest
October 16	Grade 1 Pizza with Principal (Mrs. Peskie)
October 17	Grade 4 Madison Field Trip
October 18	Picture Retake Day
October 22	Officer Friendly
October 25	Student of the Month Awards Assembly
October 30	Grade 1 Pizza with Principal (Mrs. White)
October 30	PTO Meeting at 6pm
November 1	End of 1 st Quarter
November 4	No School for students/Staff PD & Report Card Prep
November 6	Report cards go home
November 12	Parent-Teacher Conferences
November 14	Parent-Teacher Conferences

Student Absences/Tardiness

If your child(ren) will be absent or late, please call our school office at 387-1296 before 9:00 AM. Your call is important to ensuring your child's safety and maintaining accurate attendance, lunch, and milk counts. If we do not receive a call from home, the absence will be recorded as ***unexcused***.

The school doors open at 7:45 AM and attendance is taken at 7:55 AM. If your child arrives after 8:00 AM he/she will be considered tardy. Tardy arrivals are unexcused absences.



From the Principal...

Getting your child to school on-time, every day, unless they are sick, is something that you can do to help your child succeed in school. You can promote good attendance when you:

- Establish and stick to the basic routines (going to bed early, waking up on time, etc.) that will help your child develop the habit of on-time attendance.
- Talk to your child about why going to school every day is critical and important unless they are sick. If your child seems reluctant to go to school, find out why and work with the teacher and principal to get them excited about going to school.
- Come up with back up plans for who to turn to (another family member, a neighbor or fellow parents) to help you get your child to school if something comes up (e.g. another child gets sick, your car breaks down, etc.).
- Reach out for help if you are experiencing tough times (e.g. transportation, unstable housing, loss of a job, health problems) that make it difficult to get your child to school. Other parents, your child's teacher, principal, social worker, school nurse, afterschool providers or community agencies can help you problem solve or connect you to a needed resource.
- If your child is absent, work with the teacher to make sure she or he has an opportunity to learn and make up for the academics missed.



Please Plan Ahead!

Parents develop a consistent plan for afterschool pick-up for your children and stick to it. Last minute changes cause confusion for your child, the teacher, the office and create interruptions during instructional time.

Bus students will be put on the bus unless we receive a note from home or a call from a parent.

Students are also expected to stick to the plan. Students will not be allowed to use the phone to call home to change afterschool pick-up arrangements or to create play dates.

Students should know what the afterschool pick-up plan is when they arrive at school in the morning and follow it at the end of day.

Signing your child in/out of school

If your child must leave the building during the school day, please sign him or her out in the school office. We would also ask that you sign in your child upon their return. It is our intent to ensure the safest possible environment for your child.

FREE OR REDUCED LUNCH APPLICATIONS REMINDER

****Eligibility for Free or Reduced Lunch is determined yearly. If you have not received confirmation of eligibility for this year please contact the school office.**

Application and eligibility information is strictly confidential.

Lunch Prices for 2019-2020

Daily lunch students	\$2.70
Weekly lunch students	\$13.50
Daily lunch adults	\$3.75
Milk	\$0.40
Breakfast	\$1.35

Parking

Please observe all the parking restrictions on the streets around the school and in the school parking lots.

Lost and Found

The Lost and Found areas are located across from the display case near the LMC and in the hallway.

WALK/BIKE TO SCHOOL DAY

October is Walk to School Month at Lincoln Elementary!

Please join us to help create safer routes for walking and bicycling and emphasize the importance of increasing physical activity among children.

International Walk to School Day is on Wednesday, October 2, 2019. Lincoln Elementary will join other Marshfield area public and parochial schools in celebrating this event. Students walking or biking to school will be greeted near the playground by community volunteers and high school athletes. Walk to School Day is organized by the Marshfield Clinic Health System and Noon Rotary.

The Annual Walk/Bike to School Challenge takes place during the month of October. The City of Marshfield, as part of the Safe Routes to School Program, will hold a walk/bike to school contest. Students in grades K-6 are encouraged to participate. Because of generous donations from the Marshfield Clinic Health System, Nasonville Dairy and several other donors, students will have the chance to win a gift certificate (2 per school) towards the purchase of a new bike from the Sports Den plus other prizes (helmets and shirts). Watch for a flyer coming home with students during October for more information or contact the principal or your child's classroom teacher with questions.

Recipes for Success

Practical Activities to Help Your Child Succeed

OCTOBER 2019

Refrigerator Poster

Just hang your Recipes poster on the refrigerator and sneak in an activity when you have a few minutes. These fun activities will help develop school success and positive behavior. Check off each box as you complete the "recipe."

READING Bowling for facts

Here's a tabletop bowling game that encourages your child to read for information—and use what he learns.

Ingredients: six paper cups, marker or pen, nonfiction reading material, small ball

On each cup, have your youngster write an activity to do after reading a nonfiction book or article. Examples: "Illustrate a fact." "Teach another person something you learned." Now he should line up the cups in a row.

When he finishes reading, he can roll a ball to knock over a cup and follow the instruction. Then, he could aim for another cup until he has knocked them all down and tried all the activities.

LOGICAL THINKING Mystery minded

With this idea, your youngster will use logic to create and crack "cases."

Ingredients: bags, household objects

Have your child invent a mystery like "The Case of the Missing Sock." He could hide a sock somewhere in the house. Then, he should fill a bag with clues that he thinks would logically lead someone to find the sock. For example, if he hides it beside a bookcase, maybe he'll include a bookmark and a reading light. Use his bag to solve the mystery.

Now make up a mystery for him to solve. This time, he'll need to analyze your clues to crack the case!

MATH Graphing your week

Play checkers, get a paper clip. Draw a picture, get a paper clip. With this creative math challenge, your youngster can graph her daily activities.

Ingredients: cardboard, pencil, paper clips, tape

Ask your child to choose several of her regular activities (homework, playing games, drawing). She can write them across the top of a piece of cardboard.

The first time your youngster does each activity, have her tape a paper clip underneath its name on the cardboard. Each additional time she does it, she can link another paper clip to the one above. After a week, the clips will form a graph showing how she spends her time. The more paper clips, the more often she did an activity.

MUSIC

Show your child how different materials produce different sounds. He could tap a fork with a spoon or remove the label from a metal can and run the spoon along its ridges. Suggest that he tap out a "song" with these sounds. How does the sound change if he uses a wooden spoon?

MEMORY

Sit beside your youngster, and use your finger to trace a random word in the air while she watches closely. When you finish, have her say the word. She'll need to recall the letters in the correct order to spell the word. Next, ask her to "write" a word for you to figure out.

Recipes for Success

Practical Activities to Help Your Child Succeed

OCTOBER 2019

Character Corner

GRAMMAR Parts-of-speech poetry

Your youngster can review parts of speech and understand how they fit together by writing a poem.

Ingredients: paper, pen or pencil

Let your child divide a sheet of paper into four columns (Nouns, Verbs, Adjectives, Adverbs). Next, she should write five random words that belong in each column. She might put

bats and go-karts in the Nouns column, float and squeal under Verbs, slippery and green under Adjectives, and quietly and happily under Adverbs.

Challenge your youngster to write a poem using two words from each column, and listen while she reads it aloud to you. Can she write another poem using all the words?




FOREIGN LANGUAGE

At the library, ask your child to choose a picture book in a language he doesn't speak. Suggest that he "read" the book using the illustrations as clues. Afterward, look up words together in a bilingual dictionary or on a translation website. How close was his story to the real one?



DIVISION

Your youngster can "herd animals" into equal groups to practice division. Have her use small objects like beans or dry noodles as "animals," and say, "Herd 56 animals into 7 groups." She would make 7 groups of 8 and say the problem ($56 \div 7 = 8$).



LISTENING

Build your child's listening skills with this activity. Choose a children's book that repeats a word throughout the story. Read the book aloud, and have her clap every time she hears the word. Then, let her read to you while you listen for a certain word.



AMBITION



Can your child name a person who worked hard and accomplished something? Maybe his uncle studied every night after work to get a GED. Talk about how that ambition paid off—perhaps his uncle got a better job.

FAMILY UNITY

Learn more about each other with this activity. As a family, list six questions, numbered 1–6. Examples: "What's your favorite season?" "What did you eat for lunch today?" Take turns rolling a die and answering the matching question.




HUMOR

Help your youngster see the lighter side of life. Every day, share something funny from your week with each other. It might be a joke she heard or a silly mistake she made. Having a good laugh together is healthy for everyone!



SAFETY

Take a walk around the neighborhood with your child. How many items that help to keep people safe can he spot? He might notice fire hydrants, stop signs, and crosswalks, for example. Talk about why each one is important.



Congratulations!

We finished _____ activities together on this poster.

Signed (parent or adult family member)

Signed (child)

Recipes for Success

Actividades prácticas que contribuyen al éxito de su hijo

OCTUBRE DE 2019

Rincón del Carácter

GRAMÁTICA Poesía con las partes del lenguaje

Su hija puede repasar las partes del lenguaje y entender cómo se relacionan escribiendo un poema.

Ingredientes: papel, bolígrafo o lápiz

Que su hija divida un folio de papel en cuatro columnas (Nombres, Verbos, Adjetivos, Adverbios). A continuación, que escriba cinco palabras al azar que encajen en cada columna. Podría poner *bate* y *kart* en la columna de los Nombres, *flotar* y *chillar* en la de los Verbos, *resbaloso* y *verde* bajo Adjetivos y *tranquilamente* y *felizmente* bajo Adverbios.



Rete a su hija a que escriba un poema usando dos palabras de cada columna y escuchela cuando se lo lea en voz alta. ¿Puede escribir otro poema usando todas las palabras?

IDIOMA EXTRANJERO

Dígale a su hijo que elija en la biblioteca un libro ilustrado escrito en una lengua que no conoce. Sugíerale que "lea" el libro usando las ilustraciones como pistas.

Después busquen juntos las palabras en un diccionario bilingüe o en un sitio web de traducciones. ¿Cuánto se acerca su versión a la historia?



DIVISIÓN

Su hija puede "arrear animales" en grupos iguales para practicar la división. Dígale que use objetos pequeños como legumbres o fideos como "animales" y que diga "Arreo 56 animales en 7 grupos". Haría 7 grupos de 8 y diría el problema ($56 \div 7 = 8$).



ESCUCHAR

Desarrolle la habilidad de la escucha en su hija con esta actividad. Elijan libro infantil que repita una palabra a lo largo del cuento. Lea el libro en voz alta y dígame que dé una palmada cada vez que oiga la palabra. Luego, que ella le lea a usted para que esté a la escucha de una palabra determinada.



AMBICIÓN



¿Puede nombrar su hijo a una persona que trabajó mucho y logró algo? Quizá su tío estudió por la noche después del trabajo para sacarse el GED. Hablen de los resultados que dio su ambición: quizá su tío consiguió un mejor trabajo.

UNIDAD FAMILIAR

Conózanse mejor con esta actividad. Hagan seis preguntas en familia, numeradas 1-6. Ejemplos: "¿Cuál es tu estación favorita?" "¿Qué almorzaste hoy?" Lancen un dado por turnos y contesten la pregunta correspondiente.




HUMOR

Ayude a su hija a ver el lado más ligero de la vida. Compartan cada día algo divertido de su semana. Podría ser un chiste que escuchó ella o un error divertido que hizo. ¡Reírse juntos es sano para todos!



SEGURIDAD

Den un paseo por su barrio con su hijo. ¿Cuántos objetos que protejan a la gente puede ver? Podría fijarse en bocas de incendio, señales de stop y pasos de cebra, por ejemplo. Comenten por qué cada una es importante.



¡Felicidades!

Terminamos _____ actividades juntos en este cartel.

Firmado
(padre, madre o miembro adulto de la familia)

Firmado
(hijo o hija)

Recipes for Success

Actividades prácticas que contribuyen al éxito de su hijo

OCTUBRE DE 2019

Cartel del Refrigerador

Coloque este cartel de *Recetas* en el refrigerador y haga una actividad cuando tenga unos minutos libres. Estas amenas actividades contribuirán al triunfo en la escuela y a desarrollar un comportamiento positivo. Ponga una marca en cada casilla cuando termine la "receta".

LECTURA Bolos y datos

He aquí un juego de bolos para la mesa que anima a su hijo a leer en busca de información y a usar lo que aprende.

Ingredientes: seis vasos de papel, marcador o bolígrafo, lecturas de prosa informativa, pelota pequeña

En cada vaso su hijo escribe una actividad para hacerla después de leer un libro o un artículo de prosa informativa. Ejemplos: "Ilustra un dato", "Enseña a otra persona algo que has aprendido". A continuación coloca en fila los vasos.

Cuando termine de leer puede lanzar una pelota para derribar un vaso y seguir las instrucciones. Luego puede apuntar a otro vaso y así hasta que haya derribado todos los vasos y realizado todas las actividades.

PENSAMIENTO LÓGICO Aficionado a los misterios

Con esta idea su hijo usará la lógica para crear y resolver "casos".

Ingredientes: bolsas, objetos de uso doméstico

Dígale a su hijo que invente un misterio como "El caso del calcetín desaparecido". Puede esconder un calcetín en algún lugar en casa. Luego debe llenar una bolsa con pistas que en su opinión conducirán lógicamente a alguien a encontrar el calcetín. Por ejemplo, si lo esconde detrás de una estantería podría incluir un marcapáginas y una luz para leer. Usen su bolsa para resolver el misterio.

A continuación, invente usted un misterio para que lo resuelva él. ¡Ahora tendrá que analizar sus pistas para resolver el caso!

MATEMÁTICAS La semana en gráficos

Jueguen a las damas, agarren un sujetapapeles. Dibujen una imagen, agarren un sujetapapeles. Con este creativo desafío matemático su hija puede hacer una gráfica de sus actividades diarias.

Ingredientes: cartón, lápiz, varios sujetapapeles, cinta adhesiva

Dígale a su hija que elija varias de sus actividades habituales (deberes, juegos, dibujar). Puede escribirlas a lo largo de la parte superior de un trozo de cartón.

La primera vez que su hija haga cada actividad, dígame que pegue con cinta un sujetapapeles bajo su nombre en el cartón. Cada vez que la haga, puede unir otro sujetapapeles al anterior. Al cabo de una semana los sujetapapeles formarán una gráfica mostrando en qué emplea su tiempo. Cuantos más sujetapapeles haya, más habrá hecho esa actividad.

MÚSICA

Demuestre a su hijo que materiales distintos producen sonidos distintos. Podría golpear un tenedor con una cuchara o quitar la etiqueta de una lata y pasar la cuchara por sus rugosidades. Sugírole que toque una "canción" con estos sonidos. ¿Cómo cambia el sonido si usa una cuchara de palo?

MEMORIA

Siéntese junto a su hijo y trace con el dedo una palabra cualquiera en el aire mientras ella la observa. Cuando termine, que su hijo diga la palabra. Tendrá que recordar las letras en el orden correcto para deletrear la palabra. A continuación, que ella "escriba" otra palabra para que la adivine usted.



LUNCH

October 2019

Elementary

MONDAY	TUESDAY	WEDNESDAY	THURSDAY	FRIDAY
<p>October is National Farm to School Month. This month we will be featuring local lettuce, syrup, blueberries and more! October 14th – 18th is National School Lunch Week</p> <p>7 Cheese Omelet w/ Ham & Homemade Bread Fresh Orange Wedges Dried Cranberries Celery Sticks Steamed Broccoli</p> <p>14 Chicken Party on a Bun Apple Slices Peaches Steamed Corn Garden Salad w/ Tomatoes</p> <p>21 Chicken Strips w/ Bread Rock Ridge Orchard Apple Peaches Garden Salad w/ Tomatoes Fresh Broccoli</p> <p>28 Popcorn Chicken Orange Wedges Peaches Fresh Carrots Brussel Sprouts</p>	<p>1 Mac & Cheese Orange Wedges Pineapple Green Beans Fresh Radishes</p> <p>8 Mini Corn Dogs Fresh Apple Peaches Baked Beans Garden Salad w/ Tomatoes</p> <p>15 Taco Salad Orange Wedges Pears Fiesta Beans Lettuce, Tomato, Cheese</p> <p>22 Pepperoni Pizza Pears Orange Wedges Fresh Carrots Steamed Peas V Blend Juice</p> <p>29 Mini Corn Dogs Apple Slices Pears Fresh Broccoli Mixed Vegetables</p>	<p>2 Chicken Patty on a Bun Apple Slices Peaches Fresh Broccoli Garden Salad w/ Tomatoes Strawberry Milk</p> <p>9 Spaghetti w/ Meat Sauce and Breadsticks Fresh Oranges & Diced Pears Crispy Carrots Fresh Jicama Blue Raspberry Sorbet</p> <p>16 Chicken Nuggets Apple Slices Pineapple Fresh Broccoli Mixed Vegetables</p> <p>23 Homemade BBQ/Bun Fresh Apple Mandarin Oranges Fresh Cauliflower Baked Beans</p> <p>30 Walking Taco w/ Bread Applesauce Lettuce, Tomato, Cheese Steamed Corn Fresh Grapes Strawberry Milk</p>	<p>3 French Toast and Sausage "Maple Dude Maple Syrup" Applesauce Mixed Fruit Fresh Carrots Cucumbers</p> <p>10 Deep Dish Cheese Pizza Big Apple Crunch Day Rock Ridge Orchard Apple Sweet Strawberries Fresh Broccoli Coleslaw</p> <p>17 Homemade Chili w/ Cornbread Fresh Grapes Applesauce Fresh Carrots Radishes</p> <p>24 Creamed Chicken w/ Mashed Potatoes and Bun Dried Cranberries Mixed Fruit Garden Salad w/ Tomatoes Fresh Carrots</p>	<p>4 National Taco Day Soft Shell Taco Strawberries Fresh Pear Lettuce, Tomatoes, Cheese Fiesta Beans</p> <p>11 Hot Cheesy Sticks w/ Marinara Sauce Mandarin Oranges Pineapple Cooked Carrots Garden Salad w/ Tomatoes</p> <p>18 Hewitt Meat Hot Dog/Bun Watermelon Strawberries Baked Beans Potato Salad</p> <p>25 French Toast Sticks w/ Little Smokies Applesauce Blueberries Fresh Cucumbers Green Beans</p> <p>31 Spooky Halloween Nuggets Frightful Orange Wedges Ghostly Pineapple Creepy Carrots Ghoulish Baked Beans</p>

Farm to School Meatless Entree Featured Recipe

See website for food allergens, carbohydrate counts, pork product list and all featured recipes. www.mansfieldschools.org

This institution is an equal opportunity provider.

MEAL PRICES

Breakfast Prices:

Paid (Elementary): \$1.35

Paid (MS/HS): \$1.50

Reduced: \$0.25

Adult/Seconds: \$2.00

Lunch Prices:

Paid (Elementary): \$2.70

Paid (Middle School): \$2.80

Paid (High School): \$3.00

Reduced: \$0.40

Adult/Seconds: \$3.75

Second Entree: \$2.25

Milk: \$0.40

Online Meal Payments

Online meal payments are now available. Payments can be made through your Family Skyward Access. If you do not have your username/password, please stop into your school office.



All of our homemade breads and buns are 100% whole grain and baked fresh daily.



Ice cold milk options available daily: fat free white, low fat white, and fat free chocolate.



BREAKFAST

OCTOBER 2019

Elementary

MONDAY	TUESDAY	WEDNESDAY	THURSDAY	FRIDAY
October is National Farm to School Month. NO Be sure to grab a string cheese made fresh at Nelsonville Dairy!	1 Yogurt Cup w/ Scooby Crackers Fresh Fruit Milk	2 HOT Mini Waffles Raisins Fruit Cup Milk	3 Whole Grain Muffin Nelsonville Dairy Cheese NO 100% Fruit Juice Milk	4 HOT Breakfast Pizza Fruit Cup 100% Fruit Juice Milk
7 Breakfast Kit (includes cereal, crackers and 100% Juice) Fruit Cup Milk	8 Nutri Grain Bar String Cheese 100% Fruit Juice Milk	9 HOT Omelet w Bread Raisins 100% Fruit Juice Milk	10 Oatmeal Bar Nelsonville Dairy Cheese NO Fresh Fruit Milk	11 HOT Mini Cinnis 100% Fruit Juice Fruit Cup Milk
14 Whole Grain Cereal String Cheese Fruit Cup Milk	15 Banana Bread Slice Fruit Cup 100% Fruit Juice Milk	16 HOT Pancake Bites Fresh Fruit Fruit Cup Milk	17 Yogurt Parfait HOMEMADE GRANOLA NO Dried Cranberries Strawberries/Blueberries Milk	18 HOT Soft Filled Cereal Bar Fresh Fruit 100% Fruit Juice Milk
21 Breakfast Kit (includes cereal, crackers and 100% Juice) Fruit Cup Milk	22 Yogurt Cup Teddy Grahams NO Dried Cranberries Fruit Cup Milk	23 HOT Pancake/Snick 100% Fruit Juice Fruit Cup Milk	24 HOMEMADE COFFEECAKE Nelsonville Dairy Cheese NO Fruit Cup Milk	25 HOT Breakfast Wrap Fruit Cup 100% Fruit Juice Milk
28 Breakfast Kit (includes cereal, crackers and 100% Juice) Fruit Cup Milk	29 Mini Cream Cheese Filled Bagels Fruit Cup 100% Fruit Juice Milk	30 HOT Oatmeal String Cheese Blueberries/Strawberries Milk	31 Spooky Fruit Smoothie Scooby Crackers Fresh Fruit Milk	

See website for a food allergen/pork listing

NO
Farm to School

Menus are subject to change.

This institution is an equal opportunity provider.

MEAL PRICES

Breakfast Prices:

Paid (Elementary): \$1.35
Paid (NIS/HIS): \$1.50
Reduced: \$0.25
Adult/Seconds: \$2.00

Lunch Prices:

Paid (Elementary): \$2.70
Paid (Middle School): \$2.80
Paid (High School): \$3.00
Reduced: \$0.40
Adult/Seconds: \$3.75
Second Entree: \$2.25
Milk: \$0.40

ICE COLD MILK

OPTIONS:

Fat Free White
Low Fat White
Fat Free Chocolate
*All Meals Include

All grain and bread products are 100% whole grain

