



The Lincoln Leader

May 2019

Lincoln Elementary School

Principal: Brooke Bargender 387-1296

From the Principal...

It always amazes me how quickly the school year goes by each year! During these final weeks of school, classrooms will be taking field trips, completing projects and finishing up with curriculum and benchmark testing. **Please work to insure your child's schedule continues to show that school is a priority.** This means maintaining a study time for homework and a bedtime that helps your child to do his/her best at school each day.

As another school year passes, it has been a joy to watch your children learn, grow, and mature over the course of the school year. As we prepare to start summer vacation I want to wish all our students, staff, and families a fun, restful, and safe summer.

Good luck to our 6th graders as they transition on to the Middle School. We will miss you!

Have a terrific summer!!

Last Day of School

The last day of school is Friday, June 7th! Dismissal at 2:55

A Big Thank You

Dear Parents,

We would like to thank all of you who have helped at Lincoln Elementary School this year. We would like you to know that we truly appreciate all of the time and energy you have given to Lincoln. Your support and involvement is what makes Lincoln a special place for students and staff!

Thank You to Parents Who...

- call in when your child is ill and won't be attending;
- send notes when there is a change in the regular schedule;
- volunteer whenever and wherever needed;
- pay attention to your child's attendance and make sure s/he is in school if not ill;
- regularly check backpacks for notes & permission slips sent home and help with homework;
- help see that your children spend time reading at home.

A Special Thank You to Our PTO... A huge thank you for supporting us:

- *Programs throughout the year
- *Special treats for our students and staff
- *Conference Dinners
- *Pizza with the Principal
- *Covering various Field Trip bus costs
- *Donations to School Store (Linc's Den)
- &*All other contributions!

Dates to Remember...

Parents this is a very busy time of the year. Please review the dates below and make sure to check the backpacks for permission slips and be prompt when returning permission slips and any fees.

May 2	Spring Concert for Grade 4 & 5 @ 6:30
May 3	AIMSweb testing
May 8	School Board meeting 7:30 at District Office
May 13	Officer Friendly
May 14	Grade 5 to YMCA
May 15	Grade 4 Food for America
May 16	Grade 6 Middle School Tour
May 17	Grade 6 Track and Field Day
May 17	Grade 5 School Forest

May 21	Grade 3 Middle School Literacy Garden
May 24	Grade 3 Cemetery Tour
	Kindergarten to Wildwood Park
	Grade 2 to School Forest
May 27	No School-Memorial Day
May 30	Safety Patrol to Wisconsin Dells 8:00-5:30
June 4	Grade 3 Fire Station and Library Tour
June 6	Grade 3 Griesse Park
June 7	Grade 6 to Melody Gardens
June 7	All School Activity/Linc's Birthday Bash in the PM

Summer School

June 17	Summer School Begins
July 26	Summer School Ends

2019 - 2020

To Be Determined	Meet the Teacher Night 4:30-6:00 PM
September 3	First Day of School/Picture Day

Lunch Accounts

Please pay off negative balances on your child's lunch account. Accounts with negative balances will be inactive when school begins in the fall. This will result in your child not being able to eat hot lunch. Accounts will be re-activated upon payment.

Recipes for Success

Practical Activities to Help Your Child Succeed

School District of Marshfield
Kim Ziembo, Director of Teaching & Learning

MAY 2019



READING Mixed messages

As your child races you in this activity, he will build reading and logic skills.

Ingredients: storybooks, pencils, paper, scissors
Each person should choose a book. Look through your book, and secretly pick a sentence with at least five words. Write the sentence, and cut the paper apart so each piece has two or more words. Swap books and sentence pieces.

On the count of three, race to see who can put the sentence in order and find it in the book first.
Variation: Use sentences in newspaper or magazine articles instead of storybooks.



WRITING Create a comic strip

Drawing a comic strip is a fun way to practice writing dialogue.

Ingredients: comic books or newspaper comic strips, crayons or markers, paper
Let your child pick a comic for the two of you to read aloud. Each of you could choose characters and use different voices to read the speech bubbles so your youngster gets a sense of how the conversation sounds.



Then, encourage your child to draw and write his own comic featuring himself and family or friends. It might be about something that happened that day, or he can make up a story. What will his characters say to each other? When he finishes, read his comic strip together.


MATH A number finds its place

This game helps your youngster understand the connection between digits and their place values.

Ingredients: two dice, masking tape, pencil and paper for each player

Have your child turn one die into a "place value die." She should cover it with squares of masking tape and label two sides "1s," two "10s," and two "100s."

Take turns rolling both dice three times to create a three-digit number. The roller tells what digit to write on your paper, and the place value die tells where to put it (100s, 10s, or 1s place). *Example:* Roll 5 and 100s, 3 and 10s, and 4 and 1s to get 534. (Roll the place value die again if you get the same place value more than once.) Add your numbers as you go. The player with the highest total after 10 rounds wins.



SOCIAL STUDIES

Ask your youngster to name ways people get from one place to another (cars, walking, camels). How many can he think of? For older children, limit the list to a single category of transportation, such as animals or things with wheels.



FITNESS

Turn cleanup time into fitness time. Place a box at one end of a room. When you say "Go," start a timer, and your child races to pick up scattered toys and put them in the box. Check her time. Can she beat it at cleanup time tomorrow?



Refrigerator Poster

Just hang your Recipes poster on the refrigerator and sneak in an activity when you have a few minutes. These fun activities will help develop school success and positive behavior. Check off each box as you complete the "recipe."

Recipes for Success

Practical Activities to Help Your Child Succeed

MAY 2019

Character Corner

GOAL-SETTING

Talking about your goals can be a powerful way to stay accountable for them. Share a personal or job-related goal, and invite your child to tell you one of hers. Then, pick a regular time (say, during dinner) to discuss your progress.



RESPECT FOR THE EARTH

Together, make your own environmentally friendly cleaning supplies. Your youngster could mix $\frac{1}{2}$ cup each of water and white vinegar in a spray bottle to make a toy cleaner. Or he might cut old T-shirts into reusable cleaning rags.



CONTROLLING ANGER

When your child gets angry, have her write a "mad memo." She can "lose her cool" — on paper only — by writing how she feels in capital letters and with exclamation points. Once she's calm, talk about what made her angry.



SYMMETRY

Let your child fold a piece of paper in half lengthwise and then open it. He can paint a design on one half. Before the paint dries, he should fold the paper back in half, pressing the sides together carefully. When he opens it, he'll see a *symmetrical* design, each half a mirror image of the other!



MEMORY

Boost memory skills with this interview game. Write 10 simple questions. Ask the first two ("How old are you?" "What's your favorite color?"). Have your child answer only the first one ("8"). When you ask the third, she'll answer the second ("blue"), and so on. Can she remember what you asked?

8



SAFETY

Summer is around the corner, which means more time to ride bikes. How many ways can your child think of to stay safe? Examples: Wear a helmet that fits properly; wear bright colors; use hand signals. Have him make a colorful bike safety poster as a reminder.



PUNCTUATION

What a difference a comma makes! Show your youngster these two sentences: "I love baking, my toys, and my guitar" and "I love baking my toys and my guitar." How does the meaning change? Now let her think of sentences that turn silly without commas.




SCIENCE Camouflaged creatures

How do animals protect themselves? Your child can see for himself how patterns and colors help creatures blend into their surroundings and stay safe from predators.

Ingredients: clothes, dish towels, blankets, construction or scrapbook paper, toy animals

Have your youngster lay out fabric and pieces of paper that remind him of colors and patterns found in nature. A blue shirt might look like the ocean, for instance. Brown paper could resemble the ground in a forest.

Now he should match animals with the fabric or paper where they'll be most camouflaged and hide them around the house. Can you spot the animals? Next, camouflage and hide animals for him to find. The better camouflaged the animals are, the harder it is to see them.



Congratulations!

We finished _____ activities together on this poster.

Signed (parent or adult family member)

Signed (child)

Recipes for Success

Actividades prácticas que contribuyen al éxito de su hijo

School District of Marshfield
Kim Ziemblo, Director of Teaching & Learning

MAYO DE 2019

Cartel del Refrigerador

Coloque este cartel de *Recipes* en el refrigerador y haga una actividad cuando tenga unos minutos libres. Estas amenazas actividades contribuirán al triunfo en la escuela y a desarrollar un comportamiento positivo. Ponga una marca en cada casilla cuando termine la "receta".

LECTURA

Mensajes mezclados

Mientras su hijo complete con usted en esta actividad, desarrollará destrezas de lectura y de lógica.

Ingredientes: libros de cuentos, lápices, papel, tijeras
Cada persona elige un libro. Echen un vistazo al libro y elijan en secreto una frase que tenga al menos cinco palabras. Escriban la frase y recorten el papel para que cada trozo tenga dos o más palabras. Intercambiense los libros y los trozos de frases. Cuenten hasta tres y compitan a ver quién ordena primero la frase y la encuentra en el libro.

Variación: Usen frases de artículos de periódico o de revistas en lugar de libros de cuentos.



ESCRITURA

Crean una tira cómica

Dibujar una tira cómica es una divertida forma de practicar la escritura de diálogos. Su hijo elige un cómic y ustedes dos lo leen en voz alta. Cada uno de ustedes puede elegir personajes y usar voces distintas para leer los bocadillos con el diálogo para que su hijo se haga una idea del sonido de la conversación. A continuación, animelo a que dibuje y escriba su propia historietita usando a su familia, a sí mismo o a sus amigos como personajes. Podría tratarse de algo que ha ocurrido ese día o puede inventar una historia. ¿Qué se dirían los personajes? Cuando termine, lean juntos su tira cómica.



MATEMÁTICAS


Un número halla su puesto

Este juego permite que su hijo entienda la relación entre los dígitos y su valor posicional.

Ingredientes: dos dados, cinta de pintor, lápiz y papel para cada jugador

Dígame a su hijo que convierta un dado en un "dado de valor posicional". Debe cubrirlo con cuadrados de cinta de pintor y escribir en dos lados "Unidad", en otros dos "Decena" y en otros dos "Centena".

Por turnos, lancen los dos dados tres veces para crear un número de tres dígitos. El dado normal dice el dígito que tienen que escribir en el papel y el dado del valor posicional dice donde hay que colocarlo (en el puesto de las centenas, decenas o unidades). *Ejemplo:* Lancen el 5 y la centena, el 3 y la decena y el 4 y la unidad y escriben 534. (Lancen de nuevo el dado del valor posicional si les sale la misma posición con el total más alto al cabo de 10 turnos.)



ESTUDIOS SOCIALES

Dígame a su hijo que nombre maneras que usa la gente para ir de un sitio a otro (autos, a pie, camellos). ¿Cuántas se le ocurren? Para niños mayores limite la lista a una sola categoría de transporte, como animales o cosas con ruedas.



EJERCICIO

Convierta el tiempo de limpieza en tiempo de ejercicio físico. Coloque una caja en un extremo de una habitación. Diga "Ya", ponga en marcha un cronómetro y que su hijo corra para recoger los juguetes desperdigados y meterlos en la caja. Compruebe su tiempo. ¿Puede mejorar mañana su tiempo de limpieza?



Recipes for Success

Actividades prácticas que contribuyen al éxito de su hijo

MAYO DE 2019

MEMORIA

Refuerce la memoria jugando a las entrevistas. Escriba 10 preguntas fáciles. Haga las dos primeras ("¿Cuántos años tienes?" "¿Cuál es tu color favorito?"). Dígale a su hija que conteste sólo la primera ("8"). Cuando usted haga la *tercera*, ella contestará la *segunda* ("azul") y así sucesivamente. ¿Puede recordar lo que usted le preguntó?



SEGURIDAD

El verano está a la vuelta de la esquina y eso conlleva más salidas en bicicleta. ¿Cuántas formas de protegerse se le ocurren a su hijo? Ejemplos: Usar un casco que le encaje bien, vestirse con colores brillantes, hacer señales con la mano. Dígale que diseñe un cartel visioso para tener presente su seguridad cuando monte en bici.



PUNTUACIÓN

¡Qué importante es una coma! Demuéstrele a su hija con estas dos frases: "Me encanta *homer*, los juguetes y mi guitarra" y "Me encanta *homer* los juguetes y mi guitarra". ¿Cómo cambia el significado? A continuación dígale que invente frases que se conviertan en algo absurdo sin las comas.



Rincón del Carácter

□ PONERSE METAS

Hablar de sus metas puede ser una forma eficaz de responsabilizarse de ellas. Comparta con su hija una meta personal o profesional e invite a su hija a que le diga una de las suyas a usted. Luego elijan un momento específico del día (por ejemplo durante la cena) para comentar su progreso.



□ RESPETO POR LA TIERRA

Hagan sus propios materiales de limpieza que sean respetuosos con el medio ambiente. Su hijo podría mezclar $\frac{1}{2}$ taza de agua y otro tanto de vinagre blanco en una botella con aerosol para hacer un limpiador de juguetes. También podría cortar camisetas viejas para hacer trapos de limpieza.



□ CONTROLAR EL ENOJO

Cuando su hija se enoje, dígale que escriba una "nota del enojo". Puede "perder los estribos" —únicamente en papel— escribiendo cómo se siente en mayúscula y con puntos de exclamación. Una vez que se tranquilice, hablen de las causas de su enojo.



SIMETRÍA

Dígale a su hijo que doble un papel por la mitad a lo largo y que lo abra. Puede pintar la pintura debe doblar de nuevo el papel por la mitad, juntando los lados con cuidado. Cuando lo abra verá un dibujo *simétrico*, ¡cada mitad es la imagen especular del otro!



CIENCIAS


Criaturas camufladas

¿Cómo se protegen los animales? Su hijo puede ver por sí mismo cómo los colores y colores ayudan a las criaturas a fundirse con sus alrededores y a protegerse de los predadores.

Ingredientes: ropa, paños de cocina, mantas, cartulina o papel de album, animales de juguete

Dígale a su hijo que coloque trozos de tela y de papel que le recuerden los colores y los diseños que se encuentran en la naturaleza. Una camisa azul podría parecer el océano, por ejemplo. El papel marrón podría recordar al suelo de un bosque.

A continuación debería empujar los animales con la tela o el papel en los que mejor se camuflarían y esconderlos por la casa. ¿Puede encontrar usted los animales? A continuación, camuflé y esconda animales para que él los encuentre. Cuando mejor camuflen los animales, más difícil será verlos.



¡Felicidades!

Terminamos _____ actividades juntos en este cartel.

Firmado _____
(padre, madre o miembro adulto de la familia)

Firmado _____
(hijo o hija)



BREAKFAST

May 2019

Elementary

MONDAY	TUESDAY	WEDNESDAY	THURSDAY	FRIDAY
SUMMER FOOD SUMMER FUN! Did you know the Marshfield School District offers healthy meals for ALL kids during the summer FREE of cost? June 17 – July 26: Breakfast 7:00am – 8:00am and Lunch 11:30am – 12:30pm at the Marshfield High School. 12:05-12:20pm at Grant Elementary School.				
6 Breakfast Kit <i>(includes cereal, crackers and 100% Juice)</i> Fruit Cup Milk	7 Whole Grain Cereal String Cheese Raisins Milk	1 HOT Mini Cinis Fresh Fruit 100% Fruit Juice Milk	2 Yogurt Parfait Homemade Granola 6-0 Dried Cranberries Strawberries/Blueberries Milk	3 HOT Pancake Bites 100% Fruit Juice Fruit Cup Milk
13 Breakfast Kit <i>(includes cereal, crackers and 100% Juice)</i> Fruit Cup Milk	14 Oatmeal Bar String Cheese Raisins Fruit Cup Milk	8 HOT Breakfast Pizza Fruit Cup 100% Fruit Juice Milk	9 Homemade Chocolate Harvest Muffin String Cheese Fruit Cup Milk	10 HOT Fruit Strudel Fruit Cup 100% Fruit Juice Milk
20 Whole Grain Cereal String Cheese Dried Cranberries 6-0 Milk	21 Mini Cream Cheese Filled Bagels Fruit Cup 100% Fruit Juice Milk	15 HOT Pancake/Stick Fruit Cup 100% Fruit Juice Milk	16 Yogurt Parfait Homemade Granola Dried Cranberries 6-0 Strawberries/Blueberries Milk	17 HOT Pancake Bites Fruit Cup 100% Fruit Juice Milk
27 No School Memorial Day! 	28 Breakfast Kit <i>(includes cereal, crackers and 100% Juice)</i> Fruit Cup Milk	22 HOT Breakfast Wrap Fresh Fruit 100% Fruit Juice Milk	23 Homemade Coffecake String Cheese Fruit Cup Milk	24 HOT Mini Waffles Fruit Cup 100% Fruit Juice Milk
29 HOT Pancake Bites Fruit Cup 100% Fruit Juice Milk	28 Assorted Bread Slice String Cheese Fresh Fruit Milk	28 HOT Mini Cinis Fruit Cup 100% Fruit Juice Milk	See website for a food allergen/port listing	

Menus are subject to change.

This institution is an equal opportunity provider.

MEAL PRICES

Breakfast Prices:
 Paid (Elementary): \$1.35
 Paid (MS/HS): \$1.45
 Reduced: \$0.25
 Adult/Seconds: \$2.00

Lunch Prices:
 Paid (Elementary): \$2.60
 Paid (Middle School): \$2.75
 Paid (High School): \$2.90
 Reduced: \$0.40
 Adult/Seconds: \$3.55
 Second Entree: \$2.25
 Milk: \$0.40

ICE COLD MILK

OPTIONS:
 Fat Free White
 Low Fat White
 Fat Free Chocolate
 *All Meals Include

All grain and bread products are 100% whole grain





LUNCH

May 2019

Elementary

MONDAY

TUESDAY

WEDNESDAY

THURSDAY

FRIDAY

SUMMER FOOD SUMMER FUN!

Did you know the Marshfield School District offers healthy meals for ALL kids during the summer FREE of cost? June 17 - July 26: Breakfast 7:00am - 8:00am and Lunch 11:30am - 12:30pm at the Marshfield High School. 12:05-12:20pm at Grant Elementary School.

6 Cheese Omelet w/ Ham & Applesauce Fresh Carrots Steamed Broccoli	7 Soft Shell Taco Fiesta Beans Pears Orange Smiles Lettuce, Tomatoes Shredded Cheese	8 Mini Corn Dogs Fresh Apple Slices Peaches Garden Salad w/ Tomatoes Steamed Peas Chocolate Pudding	9 Creamed Chicken w/ Mashed Potatoes & T-Bun Fresh Apple Dried Cranberries Garden Salad w/ Tomatoes Fresh Broccoli	10 French Toast Sticks Little Smokies Fresh Grapes Applesauce Fresh Cucumbers Fresh Carrots
13 Chicken Snack Wrap Peaches Fresh Apple Lettuce, Tomato, Cheese Steamed Corn	14 Taco Salad Orange Smiles Pears Lettuce, Tomato, Cheese Fiesta Beans	15 Popcorn Chicken Mandarin Oranges Pineapple Mixed Vegetables Fresh Broccoli	16 Spaghetti w/ Meat Sauce Breadstick Apple Slices Mixed Fruit Garden Salad w/ Tomatoes Fresh Carrots	17 Hewitt Meat's Hot Dog on a Homemade Bun Watermelon Fresh Strawberries Potato Salad Baked Beans
20 Chicken Strips Fresh Apples Peaches Garden Salad w/ Tomatoes Steamed Green Beans	21 BBQ Pork on a Bun Baked Beans Applesauce Orange Smiles Garden Salad w/ Tomatoes	22 Mini Corn Dogs Apple Slices Pears Fresh Broccoli Steamed Corn	23 Mini Turkey Sub Potato Salad Fresh Grapes Strawberries Fresh Carrots Rice Krispy Bar	24 Cheese Pizza Orange Wedges Mixed Fruit Steamed Broccoli Fresh Cucumbers Blue Raspberry Sorbet
27 No School Memorial Day!	28 Soft Shell Taco Fiesta Beans Fresh Apple Pears Lettuce, Tomato, Cheese	29 Hot Ham and Cheese Orange Wedges Pineapple Green Beans Fresh Radishes	30 French Toast Sticks Sausage Patty Fresh Strawberries Applesauce Fresh Carrots & Cucumbers	31 Cheeseburger on a Bun Mixed Berries Orange Wedges Fresh Broccoli Mixed Vegetables

Farm to School



Meatless Entree

Featured Recipe

See website for food allergens, carbohydrate counts, pork product list and all featured recipes. www.marshfieldschools.org

This institution is an equal opportunity provider.

MEAL PRICES

Breakfast Prices:

Paid (Elementary): \$1.35

Paid (MS/HS): \$1.45

Reduced: \$0.25

Adult/Seconds: \$2.00

Lunch Prices:

Paid (Elementary): \$2.60

Paid (Middle School): \$2.75

Paid (High School): \$2.90

Reduced: \$0.40

Adult/Seconds: \$3.55

Second Entrée: \$2.25

Milk: \$0.40

Online Meal Payments

Online meal payments are now available. Payments can be made through your Family Skyward Access. If you do not have your username/password, please stop into your school office



All of our homemade breads and buns are 100% whole grain and baked fresh daily.



Ice cold milk options available daily: fat free white, low fat white, and fat free chocolate.