

END-OF-THE-YEAR REPORT TO THE BOARD OF EDUCATION



Food Service
Stacey Weichelt



2015-2016 Overview

- Prime Vendor
 - Indianhead Food Service
 - Awarded for 2014-2015 school year
 - Option of four (4) one year renewals
- Milk Vendor
 - Morning Glory
 - Awarded for 2015-2016 school year
 - Rebid for 2018-2019 school year
- Other food sources
 - Commodity (USDA Foods), Nasonville Dairy, Hewitt Meat Processing, and other local farmers (Farm to School)

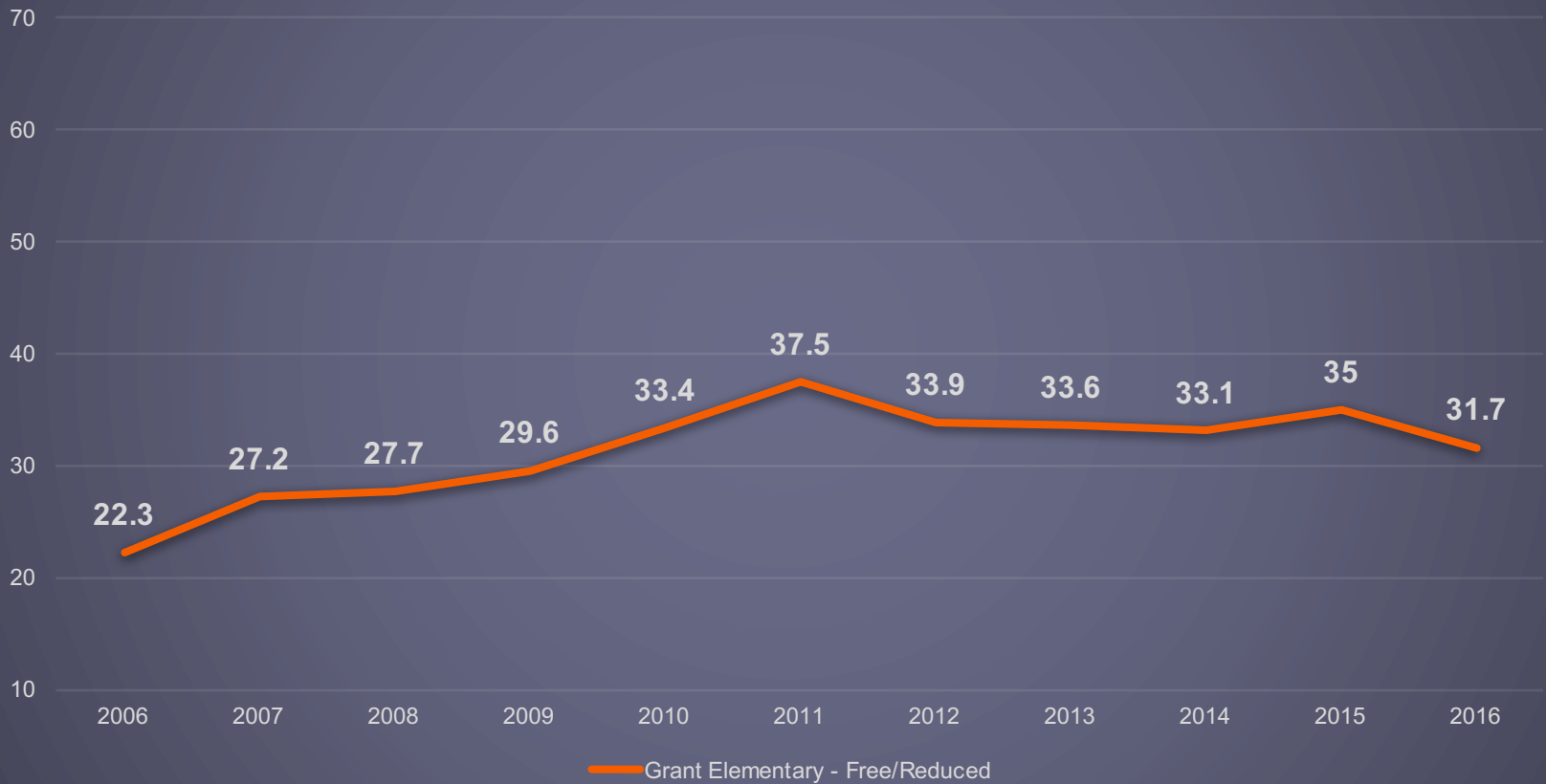


Free and Reduced

- Current Free and Reduced Numbers *(as of 10.31.16)*
 - Grant: 31.7%
 - Lincoln: 46.4%
 - Madison: 44.7%
 - Nasonville: 23.2%
 - Washington: 23.4%
 - Middle School: 25.2%
 - High School: 23.7%
 - District: 29.2%

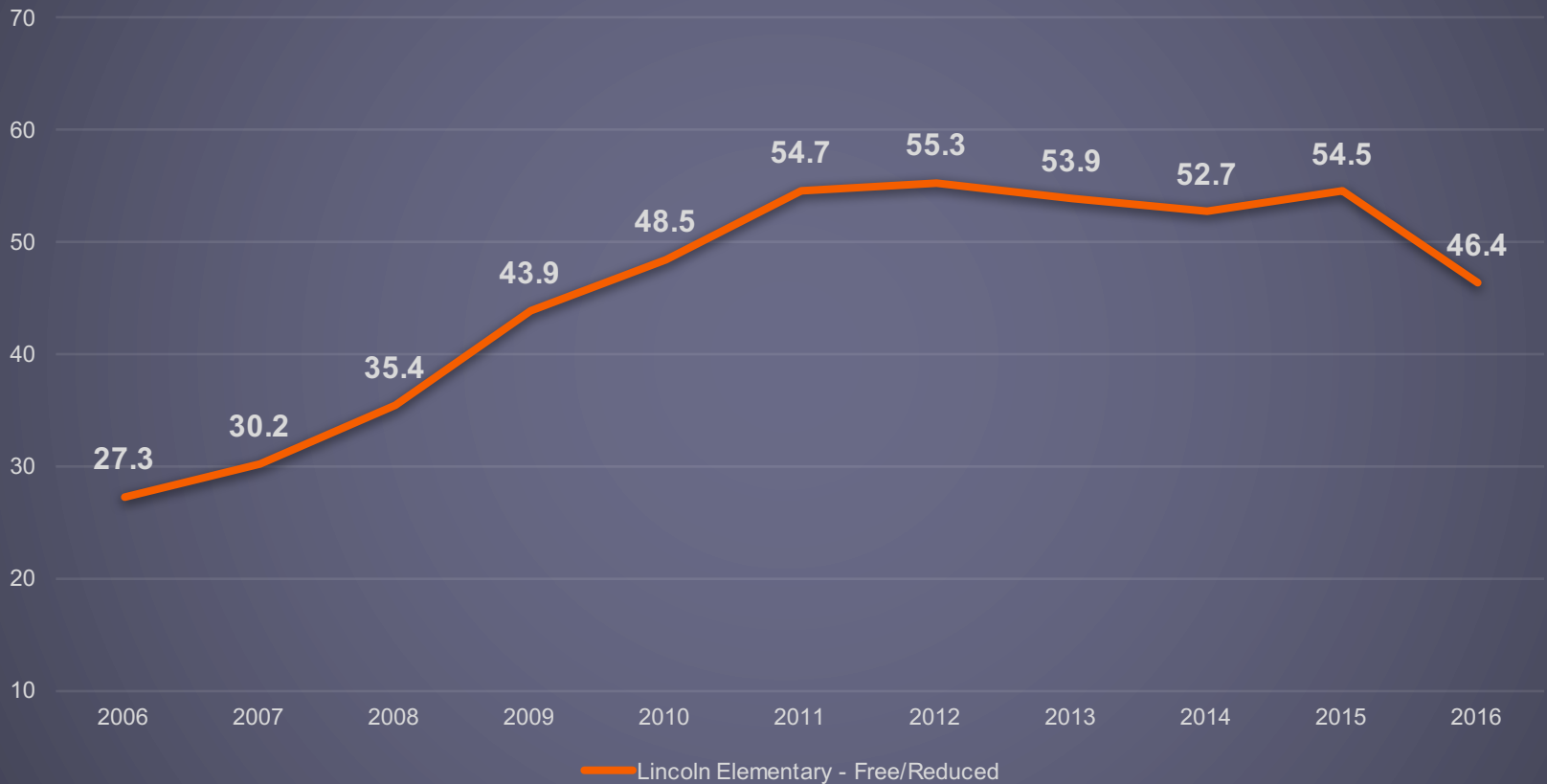


Grant Elementary - Free/Reduced



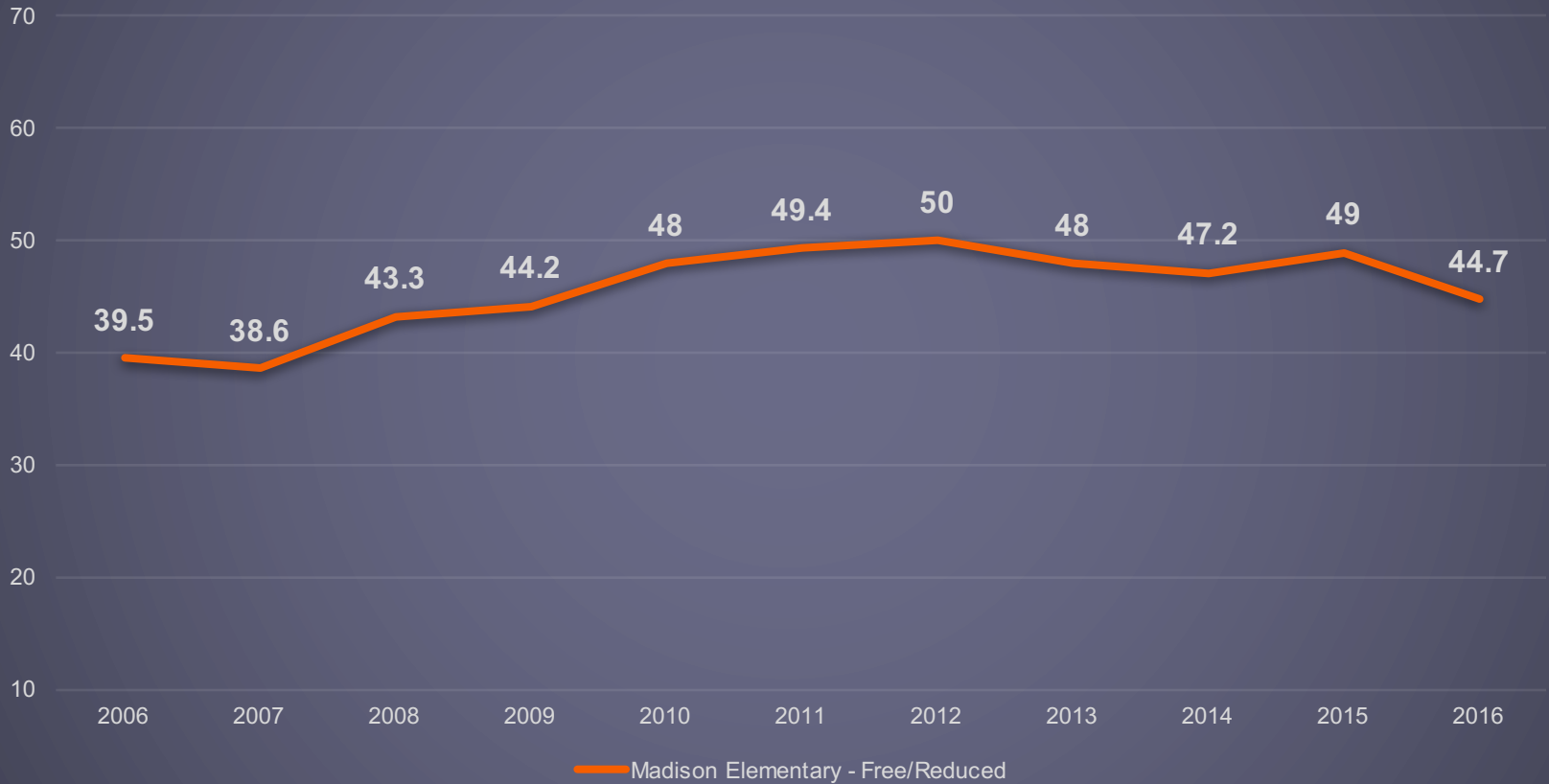


Lincoln Elementary - Free/Reduced





Madison Elementary - Free/Reduced





Nasonville Elementary - Free/Reduced





Washington Elementary - Free/Reduced



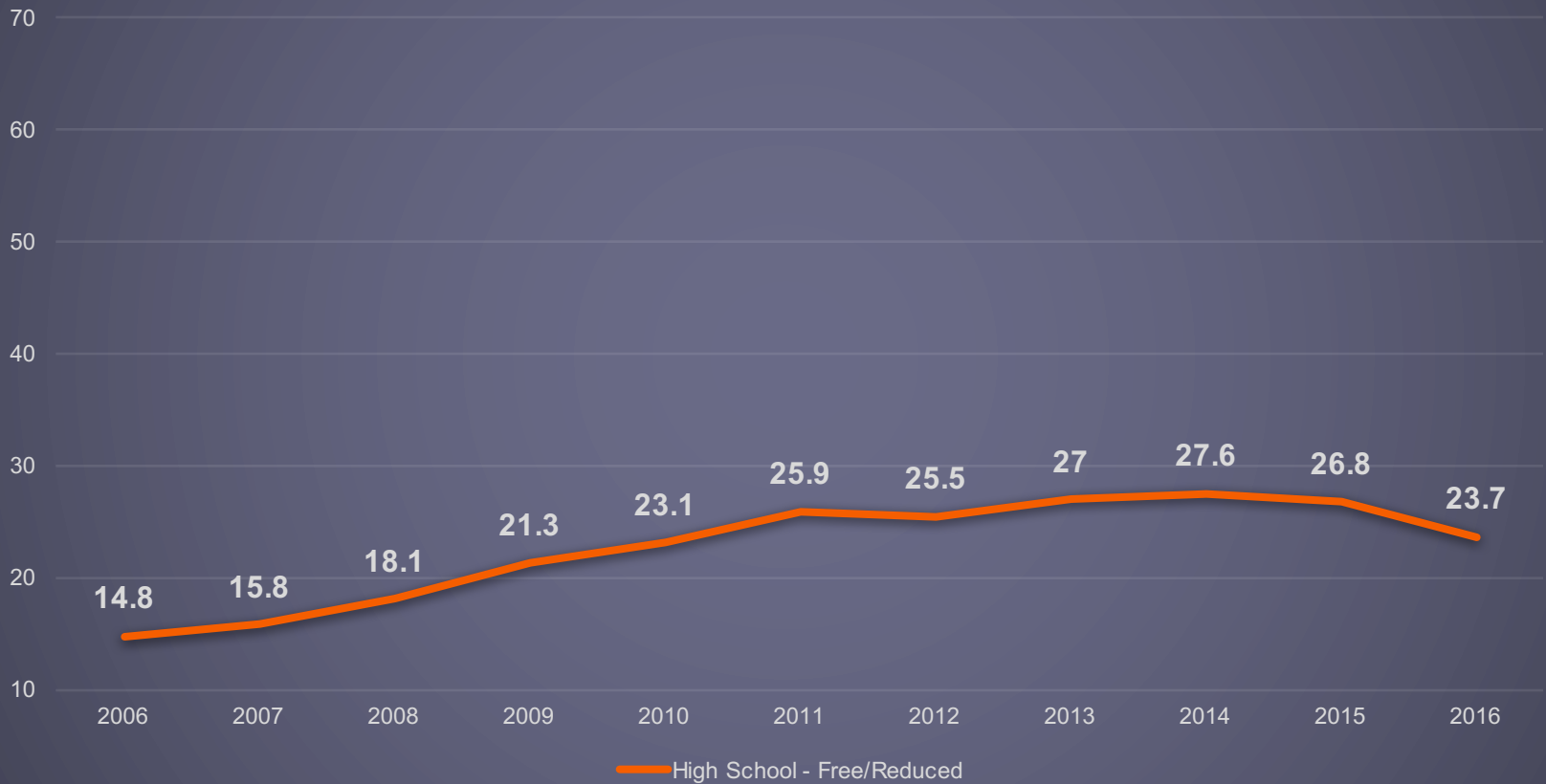


Middle School - Free/Reduced



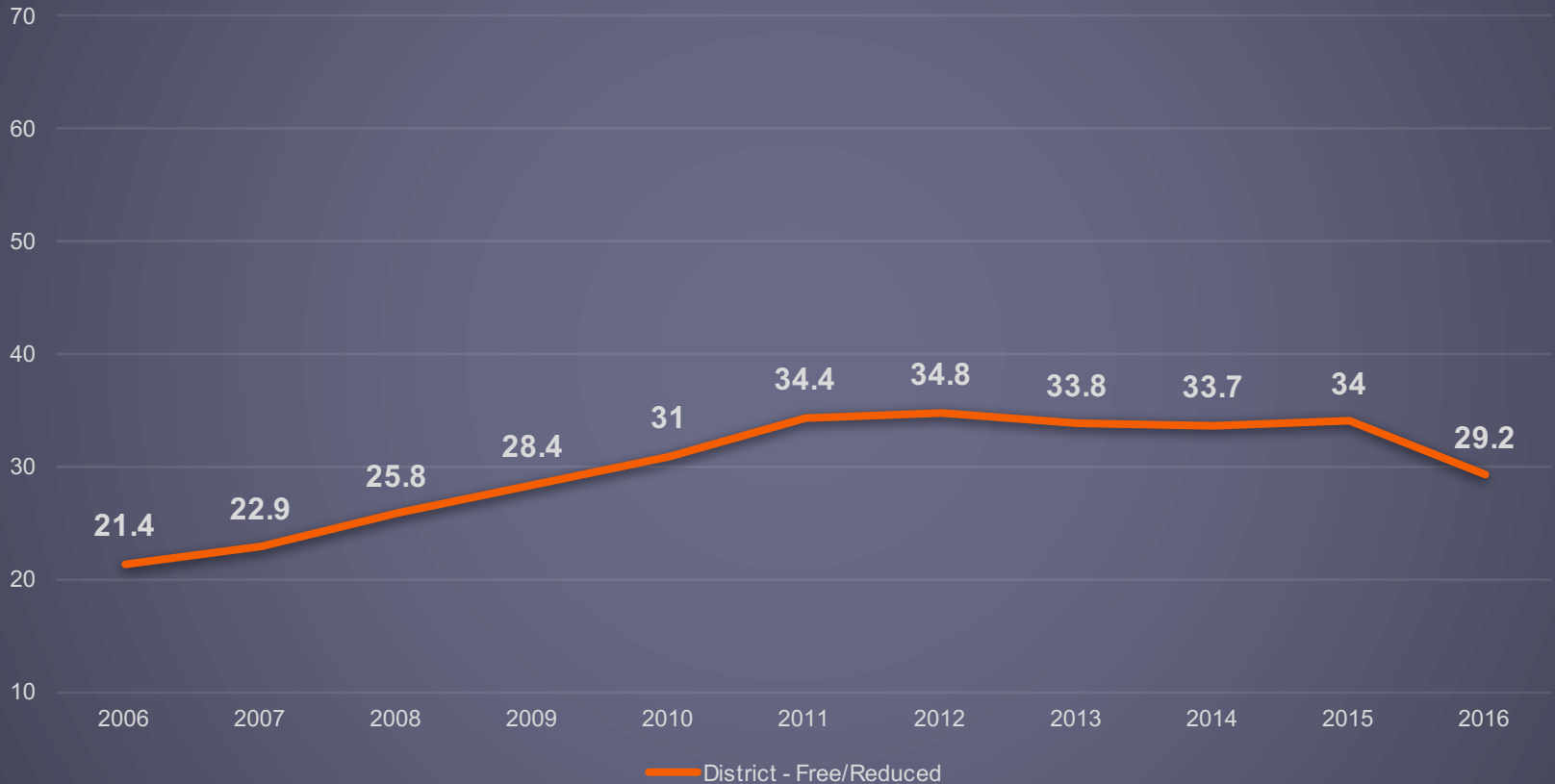


High School - Free/Reduced





District - Free/Reduced





Breakfast Participation

- Participation for October
 - Grant: **1,603** (80/day)
 - Lincoln: **1,157** (56/day)
 - Madison: **1,096** (55/day)
 - Nasonville: **1,622** (81/day)
 - Washington: **693** (35/day)
 - Middle School: **409** (20/day)
 - High School: **1,180** (59/day)
 - District: **7,760** (388/day)



Lunch Participation

- Participation for October
 - Grant: **6,990** (350/day)
 - Lincoln: **4,310** (216/day)
 - Madison: **4,207** (210/day)
 - Nasonville: **3,778** (189/day)
 - Washington: **3,121** (156/day)
 - Middle School: **5,683** (284/day)
 - High School: **8,759** (438/day)
 - District: **36,849** (1,842/day)



Revenue

- **Ala Carte**

- 2013-2014: \$361,031.56
- 2014-2015: \$333,494.49 (*\$27,537 decrease*)
- 2015-2016: \$342,171.60

- **Lunch**

- 2013-2014: \$443,294.70
- 2014-2015: \$461,806.15
- 2015-2016: \$459,954.20

- **Breakfast**

- 2013-2014: \$25,798.95
- 2014-2015: \$25,951.55
- 2015-2016: \$27,018.20



Reimbursement Rates

2014-2015

• Lunch

- Federal Reimbursement
 - Full Price \$0.34/meal
 - Reduced: \$2.64/meal
 - Free: \$3.04/meal
- State Reimbursement
 - \$0.0447/meal

• Breakfast

- Federal Reimbursement
 - Full Price: \$0.28/meal
 - Reduced: \$1.63/meal
 - Free: \$1.193
- State Reimbursement
 - \$0.0909/meal

2015-2016

• Lunch

- Federal Reimbursement
 - Full Price \$0.35/meal
 - Reduced: \$2.73/meal
 - Free: \$3.13/meal
- State Reimbursement
 - \$0.0469/meal

• Breakfast

- Federal Reimbursement
 - Full Price: \$0.29/meal
 - Reduced: \$1.69/meal
 - Free: \$1.99
- State Reimbursement
 - \$0.08875/meal



RevTrak Utilization

October 2015

- Grant: \$1,018
- Lincoln: \$1,037
- Madison: \$260
- Nasonville: \$985
- Washington: \$1,435
- Middle School: \$2,765
- High School: \$3,175

Grand Total: \$10,675

October 2016

- Grant: \$2,002
- Lincoln: \$798
- Madison: \$838
- Nasonville: \$1,690
- Washington: \$745
- Middle School: \$4,302
- High School: \$4,918

Grand Total: \$15,293



2016-2017 Goals

- Increase overall participation
 - Increase new recipes or products
 - Increase Farm to School varieties
- Featured Recipes



Thank you for your time!