

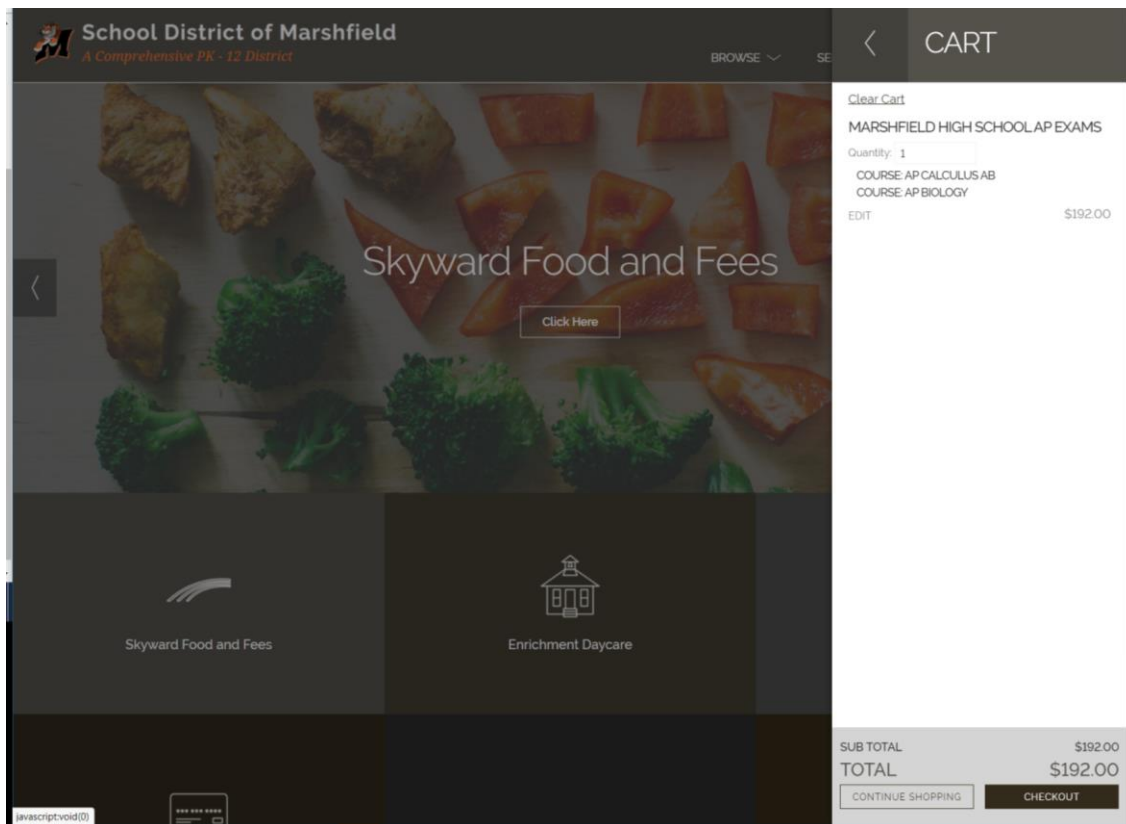
## Instructions for paying AP Exam Fees:

**Step 1:** From the Marshfield High School AP Exams Screen (see below), enter AP Student's First Name, Last Name, Current Grade level, and then select each AP exam title that you registered your AP student for on the MHS AP Exam Registration form. Then click Add To Cart.

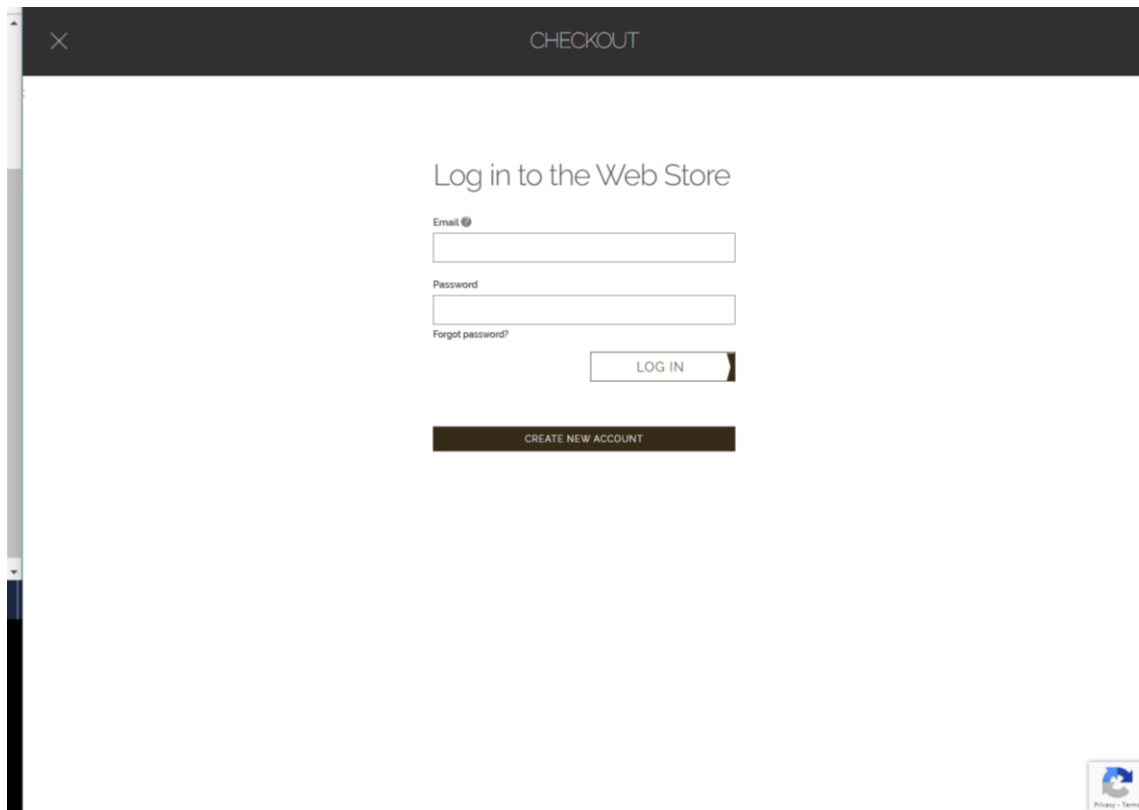
The screenshot shows the 'AP Exams' registration page for the School District of Marshfield. The page header includes the district logo and navigation links: BROWSE, SERVICES, HOME, LOGIN, and CART. The main content area is titled 'AP Exams' and contains the following information:

- A notice: "All AP Exam fees must be paid in full by March 4, 2022."
- A required field for "Students Name:" with two input boxes for "First Name" and "Last Name".
- A required field for "Grade:" with a dropdown menu currently set to "Choose One".
- A section for "Courses:" with the instruction "(Check all that apply)".
- A list of 20 AP courses, each with a checkbox and a fee of \$96.00:
  - AP 2-D Art and Design [Add \$96.00]
  - AP 3-D Art and Design [Add \$96.00]
  - AP Art History [Add \$96.00]
  - AP Biology [Add \$96.00]
  - AP Calculus AB [Add \$96.00]
  - AP Calculus BC [Add \$96.00]
  - AP Chemistry [Add \$96.00]
  - AP Comparative Government [Add \$96.00]
  - AP Computer Science A [Add \$96.00]
  - AP Computer Science Principles [Add \$96.00]
  - AP Drawing [Add \$96.00]
  - AP English Language [Add \$96.00]
  - AP English Literature [Add \$96.00]
  - AP Environmental Science [Add \$96.00]
  - AP European History [Add \$96.00]
  - AP French Language [Add \$96.00]
  - AP Human Geography [Add \$96.00]
  - AP Macroeconomics [Add \$96.00]
  - AP Microeconomics [Add \$96.00]
  - AP Music Theory [Add \$96.00]
  - AP Physics 1 [Add \$96.00]
  - AP Physics 2 [Add \$96.00]
  - AP Physics: Electricity and Magnetism [Add \$96.00]

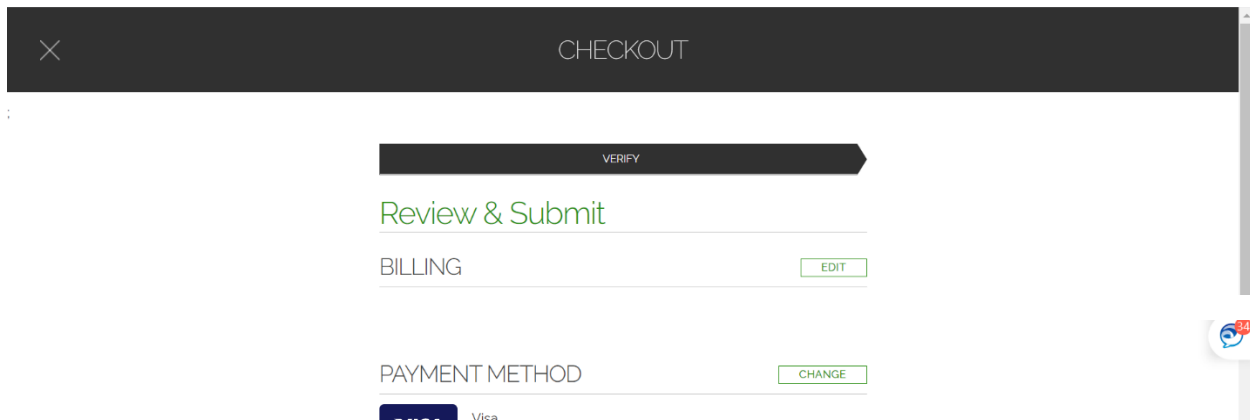
**Step 2:** Review items in your Cart for accuracy. There is an edit button if you need to make changes. When all AP exam(s) are in your Cart, click on Checkout.



**Step 3:** Log in to the Web Store if you already have an account. *(If you have made a payment for lunch or other school fees you already have an account. If you forgot your password there is a forgot password step.)* If you do not have an account, click on Create New Account. If creating a new account, enter information as asked for and then click on Create Account.



**Step 4:** Make payment by entering your payment type information.



Click **Place Order** after entering payment information.

**Step 5:** Order is complete when you see "Your order has been placed."



Your order has been placed

[PRINT RECEIPT](#)

---